

Pines & Needles

NEWSLETTER OF THE MONTEREY PENINSULA QUILTERS GUILD

NOVEMBER 2023



MPQG.ORG

November Meeting Monday, November 6, 2023

6:30 PM


Zoom Meeting Only

Speaker:

Carole Lyles Shaw

**Art of the Quilt:
My Journey, My Stories**

MPQG Calendar

- **October 30th @ 5:30 PM**
Board Meeting Zoom
- **November 4th 10:00 AM-2:00 PM**
MPQG Fall Fabric Sale 
@ Joan Costello's
- **November 6th @ 6:30 PM**
General Meeting Zoom Only
Speaker: *Carole Lyles Shaw*
Lecture: **Art of the Quilt:
My Journey, My Stories**
- **December 4th @ 6:30 PM**
Winter Social & Fundraiser
at the **Meals on Wheels
Community Center**
700 Jewell Avenue
Pacific Grove
- **January 8th* @ 6:30 PM**
General Meeting Zoom Only
***2nd Monday**
Speaker: *Kristie Naranjo*
Lecture: **Scrappy Appliqué**

Zoom Meeting — 6:30 PM Monday, November 6, 2023

Carole Lyles Shaw

Art of the Quilt: My Journey, My Stories

Carole Lyles Shaw is a modern quilt designer, author and workshop teacher. She started quilting over 20 years ago when she decided to make quilts for her nieces and nephews. Carole was mentored by the heirloom quilters of the African American Quilters of Baltimore. Her work is found in private and public collections and her quilts have been juried into many showrooms.




Carole was featured as one of five designers in the Makers Issue of *American Patchwork & Quilting* magazine (August 2021). She has appeared in *Love Patchwork & Quilting*, *Uppercase Magazine*, *Make Modern Magazine* and many more. Carole is the author of *Madly Modern Quilts and Patriotic Modern Quilts*.

Carole lives and works in Bradenton, Florida.

Learn more about Carole at:
<https://carolelylesshaw.com>

Chris Beach and Susan Stoney
Programs Co-Chairs

rabbitbeach2000@gmail.com
sgstoney@gmail.com



Quilt © by Carole Lyles Shaw

President's Letter – November 2023

As you all know, quilts have long been an important part of our cultural heritage. From the Appalachian quilts that were made for warmth and comfort to the intricate designs of African-American quilters, these works of art are more than just blankets. Quilts can be powerful tools for communication, and I believe that they have a unique ability to convey messages that might not be heard in other ways.

Many quilts express political and social beliefs, or tell the story of a particular struggle. The first social justice quilt that I experienced was the AIDS quilt, conceived in November of 1985 by long-time human rights activist, author and lecturer *Cleve Jones*. Half a million people visited the Quilt during its inaugural display at the National Mall in Washington D.C. in 1987 and a great deal of money was raised to support AIDS service organizations. The Quilt grew and grew as it traveled the country and did so much to open people's hearts to the crisis of the AIDS epidemic.

I often think about taking my quilts to another level of social consciousness besides the realm of grief that I tend to land in. But I hesitate. These kinds of quilts can be controversial, and sometimes (or always) I hesitate to offend. Yet quilts are such a dynamic means of expression that perhaps I shouldn't hesitate. Controversy can be difficult but it can also open up a dialogue, and help us to learn from one another.



Our speaker last month, *Lorraine Woodruff-Long*, certainly made use of her dynamic quilting to get her messages across. Some of her ideas, as she prefaced, might not have been shared by all, but I believe that the conversations they might have generated are an important antidote to the polarization that we are experiencing in our society.

Perhaps some of you felt empowered by Lorraine's presentation to create quilts that reflect your own beliefs and experiences.

At the time of this writing, twin quilts are being whipped out by many of our members for the Shuman Hearthouse. These quilts are another example that the art of quilting is more than just a hobby. It's a way to bring the community together and make a positive difference in people's lives.

And the **Fall Fabric Sale** is happening! Many busy hands have been sorting and many have been donating. Scroll down for more information. Thank you all for all you do!

MPQG was well represented at the beautiful Pacific International Quilt Festival. We're so proud of *Deb Ryan* who won both 1st and 2nd place in the Mid-Century Modern category. Congratulations, Deb!

Side note: *Dr. Ted M. Moore* reached out to our website about his quilt themed book, *Scraps*. The novel is inspired by a quilt made by his mother for his father who was flying bombers in WW II and is available on Amazon. I know many of you have enjoyed quilting novels so I'm passing this on.

Joan Costello
beachbreak1250@gmail.com

Monterey Quilters Fabric Sale

Fabric Sale! ~ November 4th

Our fabric sale is growing thanks to your generous donations and now we have a lot of bargains for all of YOU! We hope you swing by to shop at the MPQG fall fabric sale:

Saturday, November 4th

10:00 AM - 2:00 PM

Joan Costello's home
1250 Allston, Seaside

Please bring cash or your checkbook because we have a lot of fabric, batting, sewing machines, and notions and they are marked to sell. We hope to see you there!

Christi Sutphen
christi@sutphenstudio.com



Upcoming Programs

Nov. 6	6:30 PM	Speaker	<i>Carole Lyles Shaw</i> carolelylesshaw.com	Art of the Quilt: My Journey, My Stories	Zoom
Dec. 4	7:00 PM	❄️ The Winter Social and Fundraiser ❄️			In-person Only
Jan. 8	6:30 PM	Speaker	<i>Kristie Naranjo</i> kristienaranjo.com	Scrappy Appliqué	Zoom
Jan. 13	9:00 AM - 3:30 PM	Workshop	<i>Kristie Naranjo</i> kristienaranjo.com	Scrappy Appliqué	Zoom
Feb. 5	6:30 PM	Speaker	<i>David Owen Hastings</i> davidowenhastings.com	Exploring Nature with Paper + Stitch	Zoom
March 5	6:30 PM	Speaker	<i>Irene Roderick</i> ireneroderick.com	Dancing with the Wall	In-person and Zoom
March 30	9:00 AM - 3:00 PM	Workshop	<i>David Owen Hastings</i> davidowenhastings.com	Inspired by Art	Zoom

October 2, 2023 Meeting Photos



Across left to right, from top to bottom:
October Speaker: *Lorraine Woodruff-Long*;
Shuman House community quilt;
Marcia Givvin with Heart Pillows;
Liz Rondelle with NICU quilt;

Photos by *S. Michelson*

Show & Tell quilts:

Sharon Winter, with two small quilts and one large one;
Giselle Young and her two small quilts;
Alice Stoll's seven quilts; *Janet Taillon's* large tulip quilt; and
Jane Bruman's quilts made from Garage Sale orphan blocks.



Copyright Notice: © All quilts originally designed by the maker are the intellectual property of the maker and may not be reproduced without permission.



MPQG Winter Social & Fundraiser

Monday, December 4th

You are invited to our **Winter Social and Fundraiser** on **December 4th** at the **Meals on Wheels Community Center** in Pacific Grove at **6:30 PM**. It is always a fun time-- we have games and prizes, raffle baskets for you to try to win, and yummy food. Some of the recipients of our community outreach quilts will share what our quilts mean to them!

This year we are asking everyone who wants to, to bring food to share. There is no obligation. If you do bring food and your last name starts with A to N, please bring an appetizer; if your last name starts with O to Z, please bring a dessert. If you don't want to bring anything, please just bring yourself! We will supply the drinks—including wine. *Stella LePine* and *Elaine Seely* are handling the refreshments!

Gloria Hatton and her daughter *Darcy Latta* will be keeping track of the baskets. When your basket is ready, please contact them at dlatta03@gmail.com or hatton13@comcast.net to let them know the contents, theme and donors. If you can't bring it the night of the party, please let them know that as well.

For those of you new to making a donated raffle basket, sample contents might include:

- ❄️ Themed fabric or fat quarters
- ❄️ Sewing Items & supplies
- ❄️ Holiday sweets & treats
- ❄️ Cards, pens, stationary items
- ❄️ Wine, tea/coffee or other festive beverage!

All contents should be placed in a basket, a decorative box or other imaginative container! Please label your basket with: **Name of Basket** (if any), **Contents** and **Donor Name(s)**.

This is a wonderful opportunity to help the guild with fundraising efforts. Thanks in advance for your contribution!

Cat Toth and *Toni David* are in charge of decorations and would like you to bring any Holiday themed quilt to liven up the room!


Guests are welcome.

Barbara Boyer
barbaraboyer831@gmail.com
925-485-4376



Raffle baskets at the 2022 Winter Social

Book Signing at Slowfiber



Susan Brandis, the author of *Intentional Thread*, has a new book, *The Cumulative Cloth, Wet Techniques*, coming out on November 28th. Susan will be at **slowfiber** to sign

books on the release date, **November 28th at 4:00 PM**. Please come by and visit!

Jaki Canterbury - **slowfiber**
517 Hartnell Street, Monterey
slowfiber@gmail.com

MPQG Quilt Show 2024

Quilts by the Bay

May 3, 4 & 5, 2024

Chautauqua Hall in Pacific Grove
Coinciding with Good Old Days
(Saturday and Sunday)

As soon as you have a moment in between working on the many Community Quilt projects that are happening, think about the quilts that you will enter in our beautiful quilt show in May next year.

Many of you are continuing in your committee chair positions, but we are looking for a few key Quilt Show positions: **Programs, Quilt Reception and Return**, and **Volunteer Coordinator** are open. If you think you have the time to help out, we'll find the perfect post for you! Please contact us. Thank you!

Joan Costello and Nina Ashton
Quilt Show Co-Chairs
beachbreak1250@gmail.com
nina@doodlearts.com

New Judging Categories!

For the **2024 Quilt Show** there will be two new categories! These will permit you to enter for judging art quilts made from **non-original** art sources, with two size groups: large and small. We still will have the Large and Small categories for Art Quilt made with original art sources, for those makers who are very creative, but for those who like to borrow inspiration from a photo in a book or magazine, for instance, now your beautiful quilts may be judged as well as shown, if you so desire.

Please be aware that **written permission** is absolutely necessary, though, in order to use another person's artwork to design your quilt. That means if you want to use a photo from *National Geographic Magazine*, you will need to obtain permission by contacting National Geographic, so leave plenty of time to do that.

You will find the Entry Form and the Judging Entry Form in this newsletter and on the website. For questions, feel free to contact me.

Debbie Biller, Judging Committee
mtymonk@yahoo.com
831-595-2641

Membership News

Hello and welcome to our newest members:



- Cecilia Helmick - Los Osos
- Kathleen Douglas - Pacific Grove

Doesn't it feel like that there are some days that your crazy quilt makes a lot of sense?!

Karen Shaffer – Membership Chair
karendshaffer@aol.com

MPQG Grant Program

As part of our mission statement “preserve and encourage” MPQG gives annual Grants. Recipients of the Grants are groups that provide educational and creative programs that are consistent with the MPQG purpose. Requests are accepted annually between September 1st and December 31st with the Grants awarded each January.

The proceeds from our upcoming **Winter Social and Fundraiser** will be used to support this program. We hope you will be able to attend the party in person and bid on the baskets to raise \$\$\$ for this wonderful community outreach.

If you know of an organization or person that would benefit from such a grant, please encourage them to apply or even help that busy teacher to complete the application. Some past recipients are 4-H, elementary school programs, and others.

The Grant Request application is attached to this newsletter and can also be found on our website under “About Us” / The Grants Program info.

Website: https://www.mpqg.org/files/ugd/3c7d86_eda26c167b5240c6a2cf1ae04ddb2d4f.pdf

Kathrin Brown, Vice President
kathrin.brown@gmail.com

Community Quilt Needs

Although many of you like to control the whole creative process of the quilts you donate, some people only want to make the top. If that's you, or you want to quilt it yourself but can't afford to supply the batting and back, the Guild can provide batting and back. Again, many thanks for your creative generosity.

- ***Tummy Time quilts*** — approximately 36" square - can be rectangular or slightly larger. So, if you have a couple orphan blocks, add some fun borders and you'll make a baby happy.
- ***Twin-sized quilts for the shelter*** — Dimensions are approximately 65"-70" wide by 86"-90" long, enough to cover top and hang over sides of a regular twin bed. As we get nearer to the distribution of the quilts and the opening of the shelter, we'll provide those details to you as well.
- ***Port and heart pillows*** — the pattern for the heart pillow is on the website, as well as info on port pillows.
- ***Cotton Neonatal 20" x 24" quilts*** — You can tie them, machine quilt, or hand quilt them. Traditional, modern, or gender neutral — they all work! Check with *Liz Rondelle* for more details (see article on page 9 in October issue).

Fatima Dias
Community Quilts Coordinator
mafadimo@yahoo.com

Upcoming Quilt Show Dates

- **November 10-11, 2023** *Pioneer Quilters Guild* – pioneerquiltersguild.org
- **February 24-26, 2024** – *Pajaro Valley Quilt Association Annual Quilt Show* – A Galaxy of Quilts PVQA.org
- **March 23-24, 2024** – *Voices in Cloth* - ebhq.org/VIC
- **April 6-7, 2024** – *Guild of Quilters of Contra Costa County 2024 Annual Quilt Show* - <https://www.gqccc.org/>
- **May 31, June 1-2, 2024** – *Central Coast Quilt Shop Tour* – QuiltShopsOfTheCentralCoast.com
- **October 5-6, 2024** – *Coastal Quilters Harvest of Colors Quilt Show* – CoastalQuilters.org

Community Outreach

Heart and Port Pillows for Cancer Patients

What a generous spirit our quilt guild has! Thank you! If you just feel like sewing a bit and don't want a big project, then Community Outreach has lots of options for you, with pillows being the smallest. Both the old and new style heart pillows will work, and port pillows are always needed. The info is on our web site under *Community Outreach Projects*. I will welcome them either stuffed or unstuffed. Velcro is available for the



port pillows and all you need for the heart pillows is just pretty fabric. Those lovely big prints you don't know what to do with will work just great. Please contact me with any questions, pick-ups or drop-offs.

Keep up the great work!

With thanks,
Marcia Givvin
Cell 818-515-4084
marciagivvin@gmail.com

Friendship Group Community Quilts

At the *Cut Ups* last *NICU* Sew-In! sewing machines hummed, irons pressed, bindings were sewn, fingers flew, and even Jack the Ripper made an appearance! Good times! Thanks to this sew-in we have enough *NICU* quilts! Thanks to all!

Please join us next month at *Cut Ups*, on **Thursday, November 2nd** from 12:00 noon to 2:30 PM at **Saint Dunstan's Church** in Carmel.

Because the November guild meeting is a Zoom meeting, this would be a good place to bring in any twin quilts for the **Shuman House** or get comfort quilt kits or ask any questions about comfort quilts.

Liz Rondelle -
Carmel Cut-Ups Friendship Group
831-620-2512 bukavugirl@aol.com

Editor's Note: If your Friendship Group is doing or has done a **Community Outreach Project**, please let me know so we can share the quilts with MPQG. Thanks.



Claudia, Barbara and Nina worked on NICU quilts. Photos by Liz Rondelle.



Carole and Kathrin work on a twin quilt for Shuman Heart House.

MPQG Activities

UFO Challenge

Our **UFO Challenge** is well underway with 18 members participating so far committing to finish over 200 UFOs! At our October meeting, five finished UFOs were shown during “Show and Tell” and *Karen Shaffer* won a \$20 gift certificate to *Family Threads* for her efforts. This month, we will give away a gift certificate to *slowfiber* in Monterey.

Join the Challenge by downloading and filling out the form (found on the website). You can pay the \$10 donation on the website and email your form to me. Full details are on the website <https://www.mpqg.org> under “BOM/UFO and Resources.”

Tickets are awarded for entering the Challenge and for finishing UFOs. Bonus tickets are awarded for older UFOs and for UFOs that are donated to our Community Quilt Projects. Show us your finished UFOs at the monthly Guild meetings in person or on Zoom.

Drawings for prizes will be held throughout the year. The last day to show your completed UFOs to be eligible to win is **July 1, 2024**. The Grand Prize drawing is at the August 5, 2024 Guild meeting.

Laura Lawrence
Activities Coordinator
lauralawrence@gmail.com

Photos by Susan Michelson

Copyright Notice: © All quilts originally designed by the maker are the intellectual property of the maker and may not be reproduced without permission.



Barbara Boyer shows her first finished UFO, a Dragon Quilt.



Kathrin Brown shares her “Slopes” quilt from Tara Faughman’s Color Collective.



Karen Shaffer shares her “Pinwheel A-go-go” UFO she finished from Hawaiian print orphan blocks. This quilt was donated to the Guild’s Community Quilt Project.

Our Sponsors



Back Porch Fabrics
Gail E. Abeloe
831-375-4453
 gail@backporchfabrics.com
 www.backporchfabrics.com
218 Grand Avenue
Pacific Grove, CA 93950

*Shop FIRST at our advertisers.
 They can't live without our support
 and we sure can't live without them!
 When shopping at the following
 businesses, thank them for
 supporting our guild.*



Nottingham Ranch Quilting
 Longarm Quilting Services
Heather Clifton
 (530) 559-2319
 nottinghamranchquilting@gmail.com
 35 Asoleado Drive
 Carmel Valley, CA

www.nottinghamranchquilting.com
 Instagram.com/nottingham_ranch_quilts




Chris Beach
 Rabbit Hole Quilt Loft
 Lincoln, 3 NE of 8th #104
 Carmel-by-the-Sea, CA 93921
 (541) 979-0390
 rabbitbeach2000@gmail.com
 www.RabbitHoleQuilting.com
 www.instagram.com/rabbithole_quiltloft



slowfiber
california
MAKER/MENDER SUPPLY * textile ed
 make mend shop sustainably
 ORGANIC * FAIR TRADE * PRE-OWNED
 NEW* FABRIC * YARN * FIBER * NOTIONS
 buy | sell | trade
Classes
Labs
MONDBARS
 Jaki Canterbury
 www.slowFiber.com
 851-901-3168
 PRINTED ON RECYCLED PAPER



Family Threads
 QUILT SHOP
FAMILY THREADS QUILT SHOP
 107-D The Alameda #1203
 San Juan Bautista, CA 95045
831-623-0200
 OPEN M-F 10-5, Sat 10-3
 CLOSED Sun
 FamilyThreadsQuiltShop.com
 A place where there is
 no such thing as too much fabric!
 Here's where we post our new arrivals
 and what we're working on.



Machine Medics
831-479-8117
Sewing Machine Repair
 Karen and Luis Gonzalez
 www.machinemedicssc@gmail.com
 P.O.Box 605
 Capitola, CA. 95010



Empty Spools Seminars
 ASILOMAR CONFERENCE GROUNDS
2024 QUILTMaking WORKSHOPS
 WONDERFUL TEACHERS, EXCITING WORKSHOPS!
 REGISTER NOW FOR 2024.
 EMPTYSPOOLSSEMINARS.COM

MPQG Photos from PIQF



Congratulations to Deb Ryan who won a 1st Place Ribbon in Mid-Century Modern for her "More Than One" and 2nd Place for "The Weight," She also entered "Unoccupied Spaces."



Other MPQG member entries are, clockwise from above left: Linda Herrera "Structures," Kathrin Brown "Guatemalan Exploration," Joan Costello "Mesmerized," Christi Sutphen "The News is Causing Me To See Spots!," Claudia Gano "The Blue Buck," Liz Rondelle "Midnight at the Oasis," Linda Toeniskoetter "One-Won," and Cec Larsen "United We Stand."

Photos by Kathrin Brown, Susan Michelson, Joan Costello, and Christi Sutphen



Copyright Notice: © All quilts originally designed by the maker are the intellectual property of the maker and may not be reproduced without permission.

MPQG Friendship Groups



Friendship Groups are small groups of quilters who meet regularly to enjoy quilting, chatting, and sharing in a small group setting.

Are you interested in being part of a small group? Check the roster below for an opportunity that might fit into your schedule and fit your interests. If it doesn't say otherwise, the group is open to new members.

ZOOM groups have worked out well. No need to make reservations, no obligation, just a nice quilty visit. Always open to new quilters. See below for Friendship Groups on ZOOM.

For information about joining a specific group, please contact the member listed below. For general information regarding Friendship Groups or for help starting a Group, please contact, *Marjorie Longo*, 831-624-8649 or frumml@gmail.com.

Marjorie Longo – Friendship Group Coordinator

<p>Carmel – Out of the Box Quilters Meets the 2nd and 4th Thursdays 1:00 - 4:00 PM <i>Marjorie Longo's</i> house, 831-624-8649 frumml@gmail.com All levels meet to sew, discuss, and create.</p>	<p>Carmel Valley – Cut-Ups Meets the 1st Thursday 12-4 PM, St. Dunstan's Church <i>Liz Rondelle</i>, 831-620-2512, bukavugirl@aol.com All levels meet to sew, share, mini demos, group challenges, and charity quilts. Large work tables available. Bring your lunch at noon or drop in anytime.</p>
<p>Monterey – Material Girls Meets 3rd Friday – 12 - 3 PM <i>Donna Appleget's</i> house, 831-324-4316 jaappleget@aol.com All levels meet to share ideas and skills for quilt making. Bring your lunch. <i>Group is currently full.</i></p>	<p>Carmel – Stitch and Dine Meets the 2nd Tuesday 3:00 - 6:30 PM <i>Gudny Campbell</i>, 831-372-6369 Sewing and dinner. <i>Group is currently full.</i></p>
<p>Monterey – Tea Timers Meets the 2nd and 4th Wednesdays 11:30 AM to 2:30 PM <i>Donna Appleget's</i> house, 831-324-4316 All levels meet to do handwork and share. Bring your lunch.</p>	<p>Off Hwy 68 – No Strings Attached Meets the 2nd and 4th Tuesday 3:30 PM at Chamisal Bistro <i>Cec Larsen</i>, 831-235-0456 Enjoy libations as you do a little hand work and share your quilting thoughts. <i>Group is currently full.</i></p>
<p>Off Hwy 68 – Block Party Meets 3rd Thursday 5:00 PM at Chamisal Bistro <i>Cec Larsen</i>, vavalarsen@gmail.com <i>Heather Clifton</i>, heatherclifton@gmail.com All levels meet for discussion, small block of the month style projects, and community quilts.</p>	<p>Everywhere – Beyond Borders Meets the 2nd Tuesday 1:00 PM, Pacific Time <i>Dru Hammond</i>, 831-241-1411 druhammond@aol.com All levels from near and far meet to sew, share, and visit with old and new friends on ZOOM.</p>
<p>Everywhere – Moonlight Zoomers Meets the 4th Thursday 4:30 PM., Pacific Time or 7:30 PM EDT <i>Elizabeth McInnis</i>, 831-756-8001 All levels from near and far, are welcome after hours to sew, share, and visit with friends, both old and new, on ZOOM. Call for Zoom link.</p>	<p>Seaside - Hanging out at Joan's Meets the 3rd Tuesday 3:30 PM at <i>Joan Costello's</i> house, 831-247-1907 beachbreak1250@gmail.com Gather to chat, share our work, collaborate, and eat plant-based dinners.</p>

The Error In Our Ways

Frog (fraug) verb: to remove stitches usually with the help of a sharp implement such as a seam ripper and the occasional sharp word or phrase.

It's a big decision when an artist/maker decides to remove an error. Sewers might rip out mistakes and as they go, mutter "rip it, rip it, rip it," thus sounding like frogs. One might frog an entire project or two stitches, but both engage in frogging.

When a knitter has to "unknit" stitches, they "tink" which is knit spelled backwards. If a knitter has to remove the stitches off the needle, pulling inches of work out, it is considered frogging. Some experts can see the stretched yarn or the holes in the fabric in the reworked piece, evidence of the decision the maker made. In art, it is called "seeing the decide." Local slow stitch quilter and painter, *Erin Lee Gafill*, notes in her most recent retreat blog, "(I'm) marveling at the power of one pen and one piece of paper to time travel, to unravel memory, and ravel it up again in story."

Experts note they can spot a forged painting because they can't see where the artist made decisions. With authentic works, they see the dim shadow of a larger hat outlining the final smaller version or they notice the position of a hand raised in prayer seems to overlay that same hand in a resting position when viewed through a microscope. Forgers don't make mistakes. they don't make decisions, and thus they don't need to make corrections. They merely copy what they see. It's called "faithful duplicity." It's also called "duff art." It's worthless and lacking in intention.

Which brings us to the phrase "get off your duff." When you make a decision to correct an error, you've gotten off your duff. Duff adjective: inferior, worthless. Duff noun: the buttocks or rump - use: if you don't like the way things are, get off your duff and do something about it. So go forth and frog. Tink your heart out. Unravel and ravel it back up again. And then, when you bring your quilt to 'show and tell,' tell us where you made the tough decisions.


Joy Colangelo

Editor's Row

My maternal grandmother quilted and I am fortunate enough to have a few of her quilts, which I treasure, but I never thought I would quilt. My mother taught me to make clothes and I've sewn for a very long time, but quilting was not something I aspired to. And then, I took my first class at **Back Porch Fabrics!** It was *Elizabeth Carrington's* "Flower Vase" class in September of 2013, where I was introduced to art quilting and I was hooked! Thank you, Elizabeth!

I feel especially thankful to *Gail Abelo*, our beloved proprietor of **Back Porch Fabrics**. My husband and I bought our house here in 2008, but

I didn't discover *Gail's* shop until I moved here full time in 2012. I have a notebook of all the classes I've taken at **Back Porch** and another one from all of *Gail's* 'Saturday Demos.' And, of course, fully half of my fabric stash has come from **Back Porch Fabrics**. I miss the classes and the demos, but aren't we all glad Gail moved her shop up the street!! What a treasure! She's created a wonderful community and I cherish the friends I've made through **Back Porch Fabrics**. Thank you, Gail. I wouldn't do what I do today if not for you. ❤️ Let's keep playing with fabric!

Happy Thanksgiving to all! 

Carmay Knowles - Editor, Pines & Needles

January 2024 Workshop – Zoom

Zoom Workshop: Scrappy Appliqué

Teacher: **Kristie Naranjo**

January 13, 2024

Time: 9:00 AM - 3:30 PM

Utilize your leftover fabric scraps, precuts, or any of your favorite fabrics to create a one of a kind project.

Scrappy Appliqué is a raw edge fusible appliqué technique developed by *Shannon Brinkley*, that is quick, simple to pick up, yet allows for a lot of creative possibilities.

Whether you're new to appliqué or have been appliquéing for years, this method will teach you some new tips, tricks, and techniques.

Fee: \$42

Chris Beach rabbitbeach2000@gmail.com and
Susan Stoney sgstoney@gmail.com
 Programs Co-Chairs



Quilts © by Kristie Naranjo



2023-2024 Board of Directors

Officers	Coordinators
President – Joan Costello	Activities – Laura Lawrence
Vice President – Kathrin Brown	Communications – Christi Sutphen
Secretary – Janet Taillon	Community Outreach – Carole Brower
Treasurer – Nina Ashton	Membership – Karen Shaffer
	Programs – Christine Beach & Susan Stoney

Your Board is here to serve you, we cherish your input. If you have any suggestions, comments or interest in volunteering, please contact the appropriate board member. Board meetings are open to all members, please contact Christi Sutphen (christi@sutphenstudio.com) if you want the Zoom link.

Pines & Needles Newsletter

Pines & Needles is available online at www.mpqg.org. Articles are due on the 14th of the prior month. Please send items to the editor, *Carmay Knowles*, via email at carmay@comcast.net
 Note: please make the subject line read as follows: MPQG Month: Title/Info; for example: MPQG December: Winter Social. The *Pines & Needles* newsletter editor reserves the right to edit all submissions for content, length, or otherwise for publication.

Member Advertising Rates per Issue: Business Card \$5.00; 1/4 page ad \$10.00; 1/2 page ad \$18.50; and

full page ad \$30.00. Annual rates are available. Advertisers should be quilting-related businesses.

Privacy Policy

Any contact information provided in this newsletter, whether phone number, email, address or otherwise, is for the convenience and use of MPQG members, our advertisers and sponsors, and sharing newsletter guilds only. **The information may not be used or sold for advertising, spam, commercial or any other purposes** without the written approval of the MPQG Board. Thank you for your cooperation.



Monterey Peninsula Quilters Guild
Post Office Box 1025
Pacific Grove, CA 93950

Web Site: www.MPQG.org
MPQG is a 501(C)3 Organization

GRANT REQUEST FOR FUNDS

Requests must be received between October 1 and December 31.

Grants will be awarded contingent upon availability of funds.

The grants are small, typically about \$150 to \$200.

Grant requests will be evaluated by the MPQG Board at the January meeting according to the following criteria:

- Meets goals and objectives of MPQG outreach and mission statement
- Consideration is given to educational and creative programs

ORGANIZATION _____ Taxpayer ID Number _____

ADDRESS _____

CONTACT PERSON _____ PHONE _____

PAYEE _____

DESCRIPTION OF USE _____

EXPLANATION OF USE _____

NUMBER OF PEOPLE AFFECTED _____

TOTAL COST (INCLUDES TAX AND SHIPPING) _____

OTHER FUNDING _____

REQUESTOR'S SIGNATURE _____ DATE _____

Printed Name _____

APPROVAL SIGNATURE _____ DATE _____

Printed Name _____

COMMENTS _____

Additional pages may be attached if more information is required to detail intended purchases.

Please mail completed form to: MPQG, PO Box 1025, Pacific Grove, CA 93950.

Preview # _____

Category # if to be judged _____

Staple your photo HERE
(It will cover some of the print below)

WRITE on the back of the photo:
submitter's name, quilt name, quilt size

2024 Entry Form

MONTEREY PENINSULA QUILTERS GUILD QUILT SHOW

May 3,4 and 5, 2024

Entry Requirements:

- This entry must not have been displayed at a previous MPQG quilt show.
- Please enter as soon as possible. **The deadline to return entry forms and pay judging fee is March 4, 2024**
- **Each entry form must be accompanied by a 4X6 photo of the quilt printed on glossy paper.**
- Mail the forms to: **Colleen Johnson, 1580 La Honda Ct, Seaside CA 93955 before the deadline or give them to Colleen at a quilt guild meeting on or before March 4, 2024**
- If you have questions about the forms, call Colleen at 831-999-0444.
- No more than 5 quilts per member can be entered in the show (plus UP TO THREE 2023 MPQG challenge quilts). **YOU MUST FILL OUT A SEPARATE FORM FOR EACH ENTRY.**
- The Quilt Show Committee will send a letter of acceptance and instructions once all of the entries have been processed.

Member Name: _____ ***Junior under 18** _____

Mailing Address: _____ **City:** _____ **Zip:** _____

Phone: (H) _____ **(C)** _____ **Email:** _____

Title of Entry:

Maker: _____ **Owner:** _____

Quilted by: _____

Design Source (be specific): _____ **Year Completed** _____

Story (any comment of interest to visitors in 75 words or less).

Is this entry to be judged? _____ YES _____ NO If YES, complete Judging Form.

Is this entry a **2023** MPQG Challenge Quilt? _____ YES _____ NO

Is this entry for sale? (if so, attach written permission) _____ YES _____ NO If YES, enter sale price \$ _____

Quilt Size (in inches): **Width** _____ **Height** _____

Note: Although every protection is taken to safeguard your entry, MPQG does not provide property insurance. Please make sure your entry is covered under your homeowners insurance.

Signature _____

*Junior under 16 does not need to be a member of the guild.

Preview # _____ Category Number: _____ Fee Paid: Cash / Check # _____

MPQG Judging Application 2024

Name: _____ Signature _____
Phone: (H) _____ (C) _____ Email: _____

Title of Entry: _____

Information: Debbie Biller (831-595-2641) or email: mty_monk@yahoo.com

Entry Requirements:

- Each member may enter a total of 3 items to be judged including challenge quilts.
- All entries must have been completed within the past three years.
- Maker of entry must be a member of the MPQG as of **March 4, 2024**
- Quilt entries must have 3 layers and be hand quilted or machine quilted or tied.
- Entry must not have been displayed in a MPQG Quilt Show in the past.
- A judging fee of **\$10.00 per quilt** must accompany entry, submitted no later than **March 4, 2024**
- **PLEASE NOTE:** Definitions for quilts that may be included in each category are listed on page 2 of the Judging Application.

Please List Specific Design Source: Non-original source _____
Original _____ Book/Pattern _____
Class/Workshop _____ Other _____

Please Check One Category Only (see definitions on page two) :

Traditional Quilts, Hand-Quilted *Must be entirely handquilted*

1. _____ Hand-Quilted, Large, Traditional - **Perimeter: 240" OR MORE**
2. _____ Hand-quilted, Small, Traditional - **Perimeter: Less than 240"**

Traditional Quilts, Machine-Quilted

3. _____ Machine-Quilted, Large, Traditional - **Perimeter: 240" OR MORE**
4. _____ Machine-Quilted, Small, Traditional - **Perimeter: less than 240"**

"Top by One, Quilted by Another" (Note: name of quilter must be included on entry form)

5. _____ "Top by One, Quilted by Another," Large - **Perimeter: 240" OR MORE**
6. _____ "Top by One, Quilted by Another," Small - **Perimeter: LESS THAN 240"**

Special Quilt Techniques

7. _____ Special Quilt Techniques, Large – **Total perimeter: 160" or more**
8. _____ Special Quilt Techniques, Small – **Total perimeter: LESS THAN 160"**

Group Quilts (all sizes)

9. _____ Group Quilt

Kit Quilts (all sizes)

10. _____ Kit Quilt

Modern Quilts

11. _____ Modern Quilt, Large - **Total perimeter 120" OR MORE**
12. _____ Modern Quilt, Small - **Total perimeter LESS THAN 120"**

Art Quilts, Original Art

13. _____ Art Quilt, Original Art, Large – **Total perimeter 120" OR MORE**
14. _____ Art Quilt, Original Art, Small – **Total perimeter LESS THAN 120"**

Art Quilt, Non-Original Source

15. _____ Art Quilt, NON-Original Art, Large – **Total perimeter 120" OR MORE**
16. _____ Art Quilt, NON-Original Art, Small – **Total perimeter LESS THAN 120"**

Ribbons: First, second, and third place and honorable mention MAY be awarded at the discretion of the judge; Best of Show – 1; Judge's Choice - 1 ribbon per judge; Youth Awards - as appropriate