

Pines & Needles

NEWSLETTER OF THE MONTEREY PENINSULA QUILTERS GUILD



MPQG Calendar

- **June 2, 2025 - In-Person & Zoom**
Pacific Grove Community Center
 515 Junipero Street, Pacific Grove
Social Time at 6:30 PM
Meeting starts at 7:00 PM
 Speaker: *Karen Bolan*
 Lecture: “Learn with Every Quilt”
- **June 7, 2025 - Zoom Workshop**
9:30 AM - 3:30 PM
 Teacher: *Karen Bolan*
 Lecture: “Piece Curves and Play with Transparency”
- **July 7, 2025 - In-Person & Zoom**
Pacific Grove Community Center
 515 Junipero Street, Pacific Grove
Social Time at 6:30 PM
Meeting starts at 7:00 PM
 Speaker: *Mary Ellen Parsons*
 Lecture: “It All Started with a Wild Goose Chase”
- **August 4, 2025 - In-Person & Zoom**
Pacific Grove Community Center
 515 Junipero Street, Pacific Grove
Social Time at 6:30 PM
Meeting starts at 7:00 PM
 Speaker: *Radha Weaver*
 Lecture: “From Fast Fashion to Sustainable Stitching”

Karen Bolan

“Learn with Every Quilt”

Karen Bolan is a quilter in Santa Rosa, California.

Drawn to the layers of design and expression possible in quilting, she loves the learning that comes from experimenting. She endeavors to find efficiencies in process and material use. Her designs are out of the box, and integrate a love of geometry, experimentation, interconnection, depth, and texture. Her work has been featured in magazines including *Curated Quilts*, *Modern Quilt Guild Journal*, *Make Modern*, and *Modish Quilter*. Karen’s quilts have been exhibited at local and international quilt shows including Pacific International Quilt Festival and QuiltCon. You can learn more about Karen’s work by visiting her website at www.KarenBolan.com



Chris Beach and *Susan Stoney*, Programs Co-Chairs
rabbitbeach2000@gmail.com / sgstoney@gmail.com

General Meeting is Monday, June 2nd
In-Person & Zoom!

Inside Pines & Needles

Article	Page
President’s Message / Board Members Needed!	2
Board of Directors / Quilt Show Committee Chairs	3
Volunteers Rocked! / New Members	3
May Quilts by the Bay Show Wrap-Up	4
Ribbon Winners	5-10
Viewer’s Choice / More Quilt Show Photos	11-13
Mini-Quilts & Fabric Sale at the Show	14
Community Outreach	15-16
MPQG Activities: UFO & Mini Challenge	17

Article	Page
Upcoming MPQG Programs & Events	18
Quilting Market: Quilting Trends	18
Upcoming Quilt Events	19
How Sewing Influenced Medicine	20
Friendship Groups	21
2025 Quilt Challenge - Note Copyright Restriction	22
Paid Advertisements / MPQG on YouTube	23
Pines & Needles Newsletter Info	23
Our Sponsors	24

President's Message

June 2025



What a fantastic quilty month it's been! Our annual quilt show, *Quilts by the Bay*, was well attended, so beautiful, and really appreciated. **Nina Ashton**, who had been diligently preparing for the show, had to step back, but I was thrilled to take over the most enjoyable part—watching our incredible crew execute the event flawlessly. Since the majority of our crew consisted of women of a certain age, I marvel at that flawless and joyful execution! Special thanks to the soldiers from the *DLI* who moved everything from storage.

Several non-quilting guests who attended the quilt show shared a similar sentiment with me. Some of them even expressed their gratitude with tears in their eyes, acknowledging that despite the uncertain and divisive times we're living in, it's heartwarming to witness people creating beautiful things and sharing them.

On a different note, a short documentary about men in a maximum-security prison who create quilts for foster children, titled "*The Quilters*," is now available on *Netflix*.

We have another remarkable speaker, **Karen Bolan**, coming to our guild to share insights on learning from every quilt and conducting a Zoom workshop on **June 7th**.

We recently had a fun and productive *Sewcial*, where quilts were going in all directions—some to be completed and others to be delivered to their recipients.

Our guild is buzzing with activity! Keep reading for all the latest news.



Joan Costello, President
831-247-1907
beachbreak1250@gmail.com

Vice-President's Message

We Need You!

Did you have a blast meeting your fellow guild enthusiasts at our fabulous quilt show? Did you enjoy volunteering at your favorite guild's quilt show? Do you love a sense of community? If you answered "**Yes**" to even one of those questions, we'd love to have you on our board.

We are all about community, supporting each other and keeping this guild thriving. The following board positions are in need to be filled by **August 30th**.

WE NEED YOU

Officers:

- **President**
- **Vice President**

Standing Coordinators:

- **Communication**
- **Community Outreach**
- **Programs 1 and 2**

Please become involved! Even if you have held positions in the past, we'd love to have your expertise. And, if you are new, there are plenty of people who would be happy to mentor you.

Board meetings are held once a month (except for December and April) and take about an hour. Every position has a job description. Please contact me if you are interested or just thinking about it!

Kathrin Brown, Vice President
kathrin.brown@gmail.com

2024-2025 Board of Directors

Officers	Coordinators
President – <i>Joan Costello</i>	Activities – <i>Laura Lawrence</i>
Vice President – <i>Kathrin Brown</i>	Communications – <i>Christi Sutphen</i>
Secretary – <i>Elaine Seely</i>	Community Outreach – <i>Carole Brower</i>
Treasurer – <i>Carol Anne Inceoglu</i>	Membership – <i>Loreen Kinney</i>
Website Link to the MPQG Organizational Chart: https://www.mpqg.org/_files/ugd/3c7d86_a457501c162b47e494921ca97fa65e14.pdf	Programs – <i>Christine Beach & Susan Stoney</i>
Your Board is here to serve you, and we cherish your input. If you have any suggestions, comments or interest in volunteering, please contact the appropriate board member. Board meetings are open to all members. Please contact Christi Sutphen (christi@sutphenstudio.com) if you want the Zoom link.	

Quilt Show Committee Chairs

by *Joan Costello*

A huge *thank you* to the Quilt Show Committee Chairs listed below. They put in many hours to create such a fine show and we **appreciate** you!

- Awards Party – *Regina Moore*
- Admissions – *Carolyn Rowland, Susan Stoney*
- Designer – *James Potts*
- Fabric Sale – *Christi Sutphen*
- Finance – *Carol Anne Inceoglu*
- Publicity – *Maia Liddle, Carmay Knowles*
- Hanging & Dismantling – *Cec Larsen, Patricia Brown, Joy Colangelo*



- Data Entry – *Sharon Winter*
- Judging – *Kathrin Brown, Darcy Latta, Susan Michelson*
- Mini Quilt Raffle – *Chris Beach*
- Programs – *Carmay Knowles*
- Quilt Reception & Return – *Noreen Nance*
- Signs – *Joy Colangelo*
- Transportation – *Volunteers* from the *DLI*
- Viewer's Choice – *Nancy Holinski*
- Volunteer Coordinator – *Barbara Boyer*
- White Glove – *Karen Shaffer*



Volunteers, You Rocked the Show!!

by *Barbara Boyer*



What an amazing Quilt Show. We had 200 slots that needed to be filled! Our Guild, friends and some family members showed up on-time and with a smile for every slot! My sincere "Thank you" to each and every one of you.

Barbara Boyer barbboyer831@gmail.com
Quilt Show Volunteer Coordinator

Membership News: New Members



Hello and Welcome
to our **new** members:

Mandy Schneider

- Hollister

Catherine Hamilton

- Salt Lake City, Utah

Loreen Kinney, Membership Chair

2025 Quilts by the Bay ~ Wrap-Up

by Joan Costello

Another **wonderful** display of our guild's talent, heart, and enthusiasm was well received and appreciated by our community. Once again, the fabric sale was a big hit, as was the mini-quilt raffle, with many delighted winners. We will report the earnings at the June Guild meeting.

Congratulations to the Special Award winners:

- Best of Show:
Linda Garofalo
- Judge's Choice:
Linda Branting
- Best Use of Color:
Layne Raybar
- Best Machine Quilting:
Kathrin Brown
- Junior Award:
Vivian Zucca

And to all the winners! See more photos on the following pages. The complete list of ribbon winners on page 10.

Quilt Judge **Mel Beach**, center, and her helpers.



Best of Show: Linda Garofalo



Judge's Choice: Linda Branting



Best Use of Color: Layne Raybar



*Best Machine Quilting:
Kathrin Brown*



*Junior Award:
Vivian Zucca*



Copyright Notice: © All quilts originally designed by the maker are the intellectual property of the maker and may not be reproduced without permission.

Photos by Susan Michelson. Layout by Carmay Knowles.

2025 Quilts by the Bay

First Place Ribbon Winners



Hand Quilted
"Gone But Not Forgotten"
by **Marilyn Pospishil-Greve**




Pieced - Small
"No, I'm Angry"
by **Stephanie Zurich**



Pieced - Large "What the flock?"
by **Patty Menweg**



Pieced - Extra Large
"Sewing Basket"
by **Loreen Kinney**



Applique
"Creatures of the Deep,
Basket Starfish"
by **Nancy Holinski**



Modern "The Chairs"
by **Deb Ryan**

Photos by *Susan Michelson*.
Layout by *Carmay Knowles*.

Copyright Notice: © All quilts originally designed by the maker are the intellectual property of the maker and may not be reproduced without permission.



Special Techniques
"Hatching Loggerhead Sea Turtles"
by **Linda Garofalo**

First Place Ribbon Winners ~ continued



Wall Art, Original
"Gracia a los Trabajadores del Campo"
 by **Sara Lyon**



Wall Art, Other Source
"Alternative School"
 by **Gloria Hatton**



Group Quilt *"Wind Chimes"*
 by **Marilyn Pospishil-Greve**
 & **Jan Mitchell**

Second Place Ribbon Winners

Photos by Susan Michelson. Layout by Carmay Knowles.

Copyright Notice: © All quilts originally designed by the maker are the intellectual property of the maker and may not be reproduced without permission.



Hand Quilted *"Fireworks"*
 by **Darcy Latta**



Pieced - Small *"Flowers for Melva"*
 by **Laura Lawrence**



Pieced - Large *"Riptides"*
 by **Karen Learned**



Pieced - Extra Large *"A Dent in the Stash"*
 by **Layne Rabbar**



Appliqué *"Western Flyer: Past, Reconstruction, Future"*
 by **Dan Garrett**



Modern *"Wall Dance No. 2"*
 by **Kathrin Brown**

Second Place Ribbon Winners ~ continued



Special Techniques
"Worth Every Penny" by **Joy Colangelo**



Wall Art, Original
"Quilted Ladies"
 by **Linda Herrera**



Wall Art, Other Source
"My Green Umbrella"
 by **Chris Beach**

Photos by Susan Michelson. Layout by Carmay Knowles.

Third Place Ribbon Winners



Hand Quilted *"Bloomsville"*
 by **Janice Anderson**



Pieced - Small
"In Living Color (Decoy)"
 by **Mary Kay Hamilton**



Pieced - Large *"Wishes in the Water"*
 by **Chris Beach**



Pieced - Extra Large
"There's Sew Place Like Home"
 by **James Potts**
 Photo by **James Potts**



Modern *"Gold Rush"*
 by **Deborah Ryan**

Copyright Notice: ©
 All quilts originally
 designed by the maker
 are the intellectual
 property of the maker
 and may not be
 reproduced without
 permission.

Third Place Ribbon Winners ~ continued



Special Techniques
*"Crazy for Quilts...
 What Was I Thinking?"*
 by **Diana Hill**



Wall Art, Original
"Manipulated Quilt 2024"
 by **Kathy Addington**



Wall Art, Other Source
"Untitled - Mobius Radial Quilt"
 by **Linda Herrera**

Photos by *Susan Michelson*.
 Layout by *Carmay Knowles*.

Honorable Mention Ribbon Winners

Copyright Notice: © All quilts originally designed by the maker are the intellectual property of the maker and may not be reproduced without permission.



Hand Quilted
"Jan. 04, 1905"
 by **Carole Olsen**



Hand Quilted
"Birch Trees, Spring Silver Bay"
 by **Liz Rondelle**




Pieced - Large
"Dick's Darn Cats!"
 by **Susan Michelson**



Pieced - Large *"Jobin"*
 by **Janyce Anderson**



Pieced - Large *"Ruby Spies One Fried Egg"*
 by **Janyce Anderson**



Pieced - Large *"North Star!"*
 by **Loreen Kinney**

Honorable Mention Ribbon Winners ~ continued

Copyright Notice: © All quilts originally designed by the maker are the intellectual property of the maker and may not be reproduced without permission.



Pieced - Extra Large "Unnamed"
by **Debbie Biller**



Pieced - Extra Large "Alternate Path"
by **Sara Lyon**



Pieced - Extra Large "Coral Reef"
by **Karen Learned**
Photo by **Karen Learned**



Modern "Question"
by **Deborah Ryan**



Modern "Play a Game With Me"
by **Laura Lawrence**
Photo by **Laura Lawrence**



Special Techniques
"The Sky is Falling!"
by **Carole Olsen**



Special Techniques
"Blended Boundaries"
by **Sally Miller**



Wall Art, Original
"Serenity Now!"
by **Joan Costello**



Wall Art, Original "Tack"
by **Linda Toeniskoetter**



Wall Art, Other Source
"Dear Jane Goes Dotty"
by **Nancy Holinski**



Wall Art, Other Source
"Star Gazer"
by **Christi Sutphen**

Photos by **Susan Michelson**
Layout by **Carmay Knowles**

2025 MPQG Quilt Show Ribbon Winners

CATEGORY	AWARD	QUILT MAKER	NAME OF QUILT	QUILTER
	Best of Show	Linda Garofalo	<i>Hatching Loggerhead Sea Turtles</i>	
	Judge's Choice	Linda Branting	<i>On the Plus Side</i>	
	Best Use of Color	Layne Rahbar	<i>A Dent in the Stash</i>	
	Best Machine Quilting	Kathrin Brown	<i>Wall Dance No. 2</i>	
	Junior Award	Vivian Zucca	<i>Stars and Squares</i>	
1. Hand Quilted	First	Unknown	<i>Gone But Not Forgotten</i>	Marilyn Pospishil-Greve
	Second	Darcy Latta	<i>Fireworks</i>	
	Third	Janyce Anderson	<i>Bloomsville</i>	
	Honorable Mention	Carole Olsen	<i>Jan. 04, 1905</i>	
	Honorable Mention	Liz Rondelle	<i>Birch Trees, Spring Silver Bay</i>	
2. Pieced	First	Stephanie Zunich	<i>No, I'm Angry</i>	
Small <200"	Second	Laura Lawrence	<i>Flowers for Melva</i>	Sally Miller
	Third	Mary Kay Hamilton	<i>In Living Color (Decoy)</i>	
3. Pieced	First	Patty Menweg	<i>What the Flock?</i>	Chris Beach
Large 200"-280"	Second	Karen Learned	<i>Riptides</i>	NW Quilting
	Third	Chris Beach	<i>Wishes in the Water</i>	
	Honorable Mention	Susan Michelson	<i>Dick's Dam Cats!</i>	Chris Beach
	Honorable Mention	Janyce Anderson	<i>Jobin</i>	Chris Beach
	Honorable Mention	Janyce Anderson	<i>Ruby Spies One Fried Egg</i>	Chris Beach
	Honorable Mention	Loreen Kinney	<i>North Star</i>	
3XL. Pieced	First	Loreen Kinney	<i>Sewing Basket</i>	
> 280" perimeter	Second	Layne Rahbar	<i>A Dent in the Stash</i>	
	Third	James Potts	<i>There's Sew Place Like Home</i>	@stichlabquilting
	Honorable Mention	Debbie Biller	<i>Unnamed</i>	
	Honorable Mention	Sara Lyon	<i>Alternate Path</i>	
	Honorable Mention	Karen Learned	<i>Coral Reef</i>	Delores Talbott
4. Appliqué	First	Nancy Holinski	<i>Creatures of the Deep, Basket Starfish</i>	
	Second	Dan Garrett	<i>Western Flyer; Past, Reconstruction, Future</i>	
5. Modern	First	Deborah Ryan	<i>The Chairs</i>	
	Second	Kathrin Brown	<i>Wall Dance No. 2</i>	
	Third	Deborah Ryan	<i>Gold Rush</i>	
	Honorable Mention	Deborah Ryan	<i>Question</i>	
	Honorable Mention	Laura Lawrence	<i>Play A Game With Me</i>	
6. Special Techniques	First	Linda Garofalo	<i>Hatching Loggerhead Sea Turtles</i>	
	Second	Joy Colangelo	<i>Worth Every Penny</i>	
	Third	Diana Hill	<i>Crazy for Quilts... What Was I Thinking?</i>	
	Honorable Mention	Carole Olsen	<i>The Sky is Falling!</i>	
	Honorable Mention	Sally Miller	<i>Blended Boundaries I</i>	
7. Wall Art, Original	First	Sara Lyon	<i>Gracias a los Trabajadores del Campo</i>	
	Second	Linda Herrera	<i>Quilted Ladies</i>	
	Third	Kathy Addington	<i>Manipulated Quilt 2024</i>	
	Honorable Mention	Joan Costello	<i>Serenity Now!</i>	
	Honorable Mention	Linda Toeniskoetter	<i>Tack</i>	Melanie Meadows
8. Wall Art, Other Source	First	Gloria Hatton	<i>Alternative School</i>	Darcy Latta
	Second	Chris Beach	<i>My Green Umbrella</i>	
	Third	Linda Herrera	<i>Untitled - Mobius Radial Quilt</i>	
	Honorable Mention	Nancy Holinski	<i>Dear Jane Goes Dotty</i>	
	Honorable Mention	Christi Sutphen	<i>Star Gazer</i>	
9. Group Quilt	First	Marilyn Pospishil-Greves/ Jan Mitchell	<i>Wind Chimes</i>	Anneka Wheaton

2025 Viewer's Choice: Top Ten

by Joan Costello

The Viewer's Choice Top Ten (not in any order) are:

<u>Quilt Name</u>	<u>Maker</u>	<u>Quilt Name</u>	<u>Maker</u>
<i>Coral Reef</i>	<i>Karen Learned</i>	<i>Gracias a los Trabajadores del Campo</i>	<i>Sara Lyon</i>
<i>Threads of Friendship</i>	<i>Chris Beach</i>	<i>Alternate Paths</i>	<i>Sara Lyon</i>
<i>Wishes in the Water</i>	<i>Chris Beach</i>	<i>Coral Reef</i>	<i>Layne Rahbar</i>
<i>Hatching of Loggerhead Sea Turtles</i>	<i>Linda Garofalo</i>	<i>A Dent in the Stash</i>	<i>Layne Rahbar</i>
<i>Fireworks</i>	<i>Darcy Latta</i>	<i>Quilted Ladies</i>	<i>Linda Herrera</i>


Top Ten: **Please** bring your quilt(s), listed above, to the **June 2nd** Guild meeting. We will be announcing the top three winners, who will receive beautiful ribbons made by *Nancy Holinski*.

Quilts by the Bay 2025 ~ Show Photos



Photos by *Susan Michelson*.
Layout by *Carmay Knowles*.

Quilts by the Bay 2025 ~ Show Photos



Photos by *Susan Michelson*.
Layout by *Carmay Knowles*.

Copyright Notice: © All quilts originally designed by the maker are the intellectual property of the maker and may not be reproduced without permission.

Quilts by the Bay 2025 ~ Show Photos



Photos by *Susan Michelson*.
Layout by *Carmay Knowles*.

Copyright Notice: © All quilts originally designed by the maker are the intellectual property of the maker and may not be reproduced without permission.

Mini Quilts Booth @ Quilts by the Bay 2025



The Mini Quilt booth. Photos by *Susan Michelson*.

Fabric Sale at the 2025 Quilt Show

by *Christi Sutphen*

Our annual fabric sale was a **huge** success. By the end of our show, we had brought in \$7,490.00, which means that over 1,000 pounds of fabric left the hall with happy shoppers! We couldn't have done it without all of your generous donations and all of the volunteers who helped to prep the sale and work in the sale rooms.

Thanks for a great sale!

Christi Sutphen, ASID
christi@sutphenstudio.com



Fabric sale 2025 photos by *Christi Sutphen* (above) and *Susan Michelson* (below).



Our Community Outreach

by *Carole Brower*



Quilt Show Community Outreach display.
Photo by *Carole Brower*.

Another successful *Quilt Show*, with many of the items our Guild members continue to create and donate to our community. While the Quilt Show demonstrates the creative skills of our members, it is the generosity of our members that we applaud and recognize, **as our gifts to our community are one of the many ways that we provide comfort and love to so many.**

We are pleased to include another recipient group, *Montage Health's Ohana Center*, that offers behavioral health to youth and families in Monterey County. We will be donating lavender eye pillows filled with organic flax and lavender to relieve stress and anxiety and promote relaxation as a small part of the Center's therapeutic programs. I was privileged to receive a tour of the facility guided by **Krista Reuther**, LCSW, MPH Assistant Director, *Ohana* and I was able to see the new facility that provides innovative care and interventional programs with a family-centered focus. As part of my visit, I presented the gift of a quilt that will be added to the many beautiful works of art displayed throughout the *Ohana* campus.

A beautiful quilt, made by the *No Strings* friendship group, was gifted to the *Ohana Center*.



Krista Reuther, Assistant Director of *Montage Health's Ohana Center*, and a security guard at *Ohana Center for Child & Adolescent Behavioral Health* (a transformative mental health program for kids, teens & parents), hold a quilt created by *No Strings* Friendship Group, quilted by **Kathrin Brown**, and bound by **Barbara Heublein**. Photo by *Carole Brower*.

'*Ohana*, Hawaiian for family, holds deep cultural and emotional meaning, especially when created from orphan blocks and adorned with butterflies in hues of plum, peach, and pistachio. The combination speaks to a story of love, transformation, connection, and unity — all values at the heart of the word '*ohana*.

The Quilt for Ohana: Meaning in Every Stitch

Orphan Blocks: Pieces of Many Stories

These blocks, once set aside or made for other purposes, are now brought together in unity — just like a family that includes many stories, histories, and personalities.

No piece is perfect or alike, but together they form something whole — a metaphor for embracing every part of the family, with all its beautiful imperfections.

Continued on next page.

Community Outreach ~ continued

Butterflies:

Symbols of Transformation and Spirit

Butterflies represent growth, hope, and change, but also the unseen bond that connects people across time and space.

In this quilt, butterflies symbolize the spirit of loved ones past, the evolving nature of family, and the gentle strength that carries 'ohana forward.

Colors with Heartfelt Intention

Plum: Depth, wisdom, and enduring love.

Peach: Gentleness, gratitude, and grace.

Pistachio (Soft Green): Renewal, peace, and harmony.

These soft, organic shades reflect a calm, nurturing spirit — perfect for a quilt meant to comfort and honor.

What Can You Do to Support Local Outreach??

by *Fatima Dias*

We've had generous donations of quilt tops designated for our local outreach programs and need your help to finish them. At the **June 2nd** meeting, we will have many, many, many kits that need to be quilted. Most are small enough to be done on a home machine. **Please** consider taking one, it's a great way to practice and refine your skills. And, there's no hurry to finish, so if it takes you a couple months, no worries. We're also in



need of Tummy Time quilts (at least 36" square and can be rectangular) and wheelchair quilts (32-42" wide by 42-50" long).

S.T.E.M. Quilt Project

As you know the *Pajaro Valley Quilt Association* has asked for our help in making quilts for 7th grade girls who will attend *Tech Trek*, a STEM camp sponsored by the *American Association of University Women* at *UC Santa Cruz*. This is not a *MPQG* project, but we thought it would be of interest to our members, many of whom had *STEM* (Science, Technology, Engineering and Math) focused careers.

PVQA's goal is to have generous lap sized STEM-themed quilt for each of the 80 campers. They also ask that each quilter include the quilt name, and their inspiration for making the quilt—like an artist's statement—but a bit more personal. They have labels to attach to each quilt with the info that you provide.

Deadlines:

Tops that need quilting by **May 30**.

Finished quilts by **June 30**.

You can drop off your *STEM* quilts, by **June 27th**, with ***Fatima Dias, Joan Costello,*** or ***Carole Brower***. Thank you for supporting our budding female scientists, doctors, engineers, teachers, etc.

~ Community Outreach Team
Carole Brower, Fatima Dias,
Barbara Heublein, Liz Rondelle,
and ***Marcia Givvin***

At the Quilt Show, I worked a few shifts and met some members I had never met before. I enjoyed getting to know them and their quilting journeys. It occurred to me that many of you may not know my quilting story.

I have been sewing since I was seven years old, when my grandmother taught me to use her Singer Featherweight. I was delighted because that machine was just my size. I still have “Melva” and use her today. In 1988, I took my first quilting class—an *Eleanor Burns* Quilt in a Day. I came home with a blue and cream hand-tied, twin-sized, log cabin quilt. I still have that quilt, although the fabric and polyester batting have deteriorated.

From there, I taught my mom how to quilt. She continued to make quilts throughout the years when I took a break from quilting for about 25 years. In March 2022, my sister and I decided to make a quilt for our mother’s 80th birthday. I purchased a string quilt kit from *Missouri Star Quilt Company* and finished my first quilt in years. After finishing that quilt, I fell in love with sewing and quilting all over again.



I dove headfirst into a world filled with specialty notions, pre-cuts, PDF patterns, and endless YouTube videos. The selection and quality of fabrics was overwhelming. I attended the Guild Quilt Show that May and was blown away! Soon thereafter, I joined the Guild, a Friendship Group, and became Activities Coordinator.

Over the past three years, I have improved my sewing skills. I have attended workshops and learned new techniques. I have made new friends. Most of all, I have found a community in the Guild that welcomes and celebrates all quilters at every skill level. I hope you find the same community here, too.

UFO Challenge

Our UFO Challenge will be ending soon. Keep working on your projects. The last day to submit a photo of your finished project to be eligible to win the Grand Prize is **Sunday, August 3, 2025 at 11:59 PM.**

I saw some finished UFOs in the Quilt Show. Way to go! Remember: those donated to *Community Outreach* earn 10 bonus tickets. We will start a new challenge again in September 2025. If you haven't participated yet, start making a list of those UFOs (unfinished objects), WIPs (works in progress), and PHDs (projects half done) that you want to finish!

In April, my mom and I visited Hamilton, Missouri and the *Missouri Star Quilt Company*’s bevy of individual shops—one for each category of fabric! It is worth a visit next time you’re near Kansas City.

To remember my visit, the June meeting giveaway is a Missouri Star Quilt Company gift bag, a mug, and a gift certificate to our newest local fabric shop, *The Sewing Corner* in Pacific Grove. Please email photos of your finished projects to me by **June 1, 2025**, or stop by my table with your finished project before the June 2 meeting to be eligible to win.

Mini Challenge

Project #6 is the project to finish for the June Mini Challenge. Because we don’t have a meeting in May, you have extra time to finish your project.

To win a prize, finish project #6 on your list(s) before the June 2 meeting and email a photograph of your finished project. You will have a choice of prizes: 1) three additional tickets added to the drawing; or 2) pick a prize from the prize basket at our next in-person meeting. Prizes include patterns, notions, and Aurifil thread. Good luck!

Happy Sewing! 

Laura Lawrence, Activities Coordinator
lauramlawrence@gmail.com

Upcoming MPQG Programs & Events

June 2	Meeting 7:00 PM	Speaker	Karen Bolan www.KarenBolan.com	Learn With Every Quilt	In-Person & Zoom
June 7	Zoom Workshop 9:30 AM to 3:30 PM	Teacher	Karen Bolan www.KarenBolan.com	Piece Curves and Play with Transparency	Zoom Only
July 7	Meeting 7:00 PM	Speaker	Mary Ellen Parsons	It All Started with a Wild Goose Chase	In-Person & Zoom
August 4	Meeting 7:00 PM	Speaker	Radha Weaver www.sewingthroughfog.com/	From Fast Fashion to Sustainable Stitching	In-Person & Zoom
September 8	Meeting 7:00 PM	Speaker	Lisa Ellis https://www.ellisquilts.com/	Working in a Series	In-Person

Our Program Schedule is also on our website at: <https://www.mpqg.org/programschedule>

Quilting Market: Quilting Trends Survey 2025

by Claudia Sammis

Handi Quilter provided the major funding for this large study of consumer behavior and sentiment in the quilting industry. Here are the nuggets from a summary of that survey by **Amy Glassenberg** of the *Craft Industry Alliance*.

- Over 30,000 responses were recorded; about 7,000 fewer than last year. It was conducted in February 2025, before the tariffs were announced.
- The average quilter is female and in her 60s. She's retired and has a household income of \$70K. She is comfortable with technology and has been quilting for 10 years. She starts 11 projects a year and finishes 9. Most finishes are small projects such as a lap-size quilt and are traditional in style. She owns four sewing machines.
- The annualized revenue of the quilting industry will be 4.958 billion; although, the rate of growth appears to be slowing.
- The industry now has 9-11 million active consumers with 18% of respondents indicating that they are new to quilting.
- *YouTube* is the platform of choice when looking for free video content for inspiration and education.
- For fabric and thread, 51% prefer to shop locally, while 22% prefer to shop online.

Here's the good news for quilt guilds, shop owners, quilting teachers, and professional longarm quilters: 18% of respondents were new to quilting so there continues to be a call for those materials and talents that we possess. The possible bad news is that fabric and notions manufacturers have begun announcing rate hikes because of the real and imagined threat of new tariffs which in the past few weeks has been a moving target. So many fabrics and notions come from China, Korea and India, and so little is American made.

Does that mean that quilters will cut back on their fabric purchases and dive into their stashes more often? What about businesses such as *SlowFiber* in Monterey, *Fiber and Fringe* in Paso Robles, or local thrift shops. Will online fabric shopping decline in favor of pre-owned fabric purchased at these shops? Interesting ideas to ponder.

In the meantime, we live in California, the 4th largest economy in the world in terms of GDP, which had a growth rate of 6% in 2024 which spills over into everything including our hobbies. Here on the Central Coast we have such a vibrant fiber art community. Let's keep on making beautiful works of art, and providing warmth and comfort for others as well as ourselves.

Upcoming Quilt Events

- **The Textile Arts Council** (TAC) has a wonderful lineup of events at the Fine Arts Museums and throughout the Bay Area. Here are just the event titles and dates. For details, go to: <https://www.textileartscouncil.org>
 - **Saturday, May 31, 9:30 AM to 4:30 PM — Workshop: Quilting Party with Joe Cunningham.**
 - **Saturday, June 28, 12 PM to 3 PM —** Bay Area Fiber Artists Video Premiere, featuring **Ana Lisa Hedstrom** and **Judith Content: Continuum in Cloth / Approaches to Contemporary Shibori.**
 - **Saturday, June 28, 10 AM to 11:15 AM —** Hybrid Lecture: ‘Este dechado’: *The Making and Meaning of Mexican Samplers.* Online and in-person lecture at *The de Young, Koret Auditorium.*
- **June 2-28, 2025 —** *Transmissions Quilts: a Multimedia Exhibit of Objects, Stories, and Trans Care*, 2090 Kittredge Street, Berkeley Central Library, Berkeley, CA <https://www.berkeleypubliclibrary.org/transmissions-quilts>
- **June 5-7, 2025 —** *Quilt Show Reno, NV.* Grand Sierra Resort, 2500 E. Second Street, Reno NV 89595. <https://www.quiltshowreno.com>
- ★ **Note: The 2025 Artichoke Festival has been cancelled!** The woman in charge of the quilt challenge is trying to find another venue, but there is no additional information at this time.
- **June 7, 2025, 10:00 AM - 4:00 PM —** *Foothill Quilters Guild, Country Store Sale*, Auburn Veterans Memorial Hall, 100 East Street, Auburn, CA <https://foothillquilters.org/activities>
- **June 18-21, Wednesday - Saturday —** *Shop Hop by the Bay.* Collect a free pattern and two batik strips from each shop; have Passport stamped; prizes for kids and adults. Pick up a Passport at *Back Porch Fabrics*, or *The Sewing Corner* in Pacific Grove. For details go to: <https://shophopbythebay.com>
- **June 21 - August 3 —** *SAQA International Fiber Arts XII Exhibition* at the *Sebastopol Center for the Arts*. Opening reception: June 22, 3:00 - 5:00 PM. For details: <https://www.saqa.com/events/international-fiber-arts-xii>
- **July 12, 2025 —** *Sisters Outdoor Quilt Show*, 9:00 AM to 4:00 PM Sisters, OR. <https://www.soqs.org/>
- **July 19 - 20, 10:00 AM - 5:00 PM —** *Heart of the Redwoods Quilt Show*, Arcata Community Center, 321 Dr. M.L.K. Parkway, Arcata CA. <https://reqg.com/heart-of-the-redwoods-quilt-show/>

Editor's Note: Thanks to **Claudia Sammis** for providing listings for the **Upcoming Quilt Events** calendar. The calendar is much more interesting when it's well populated. Anyone who knows of a quilt event is welcome to submit information and it will appear in this calendar. Send listings, formatted as shown above, to the Editor: carmay@comcast.net.

How Sewing Influenced Medicine

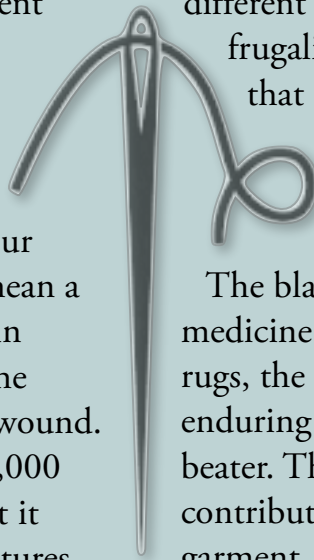
by Joy Colangelo

As I was studying crazy quilt stitches, it was soon apparent that each stitch has a function in making clothing. While stitch is the smallest item of clothing (“wearing not more than a stitch”), it serves to join fabric to make larger, and more importantly, durable clothing. But what was the biggest surprise is that the stitches were borrowed by medicine to stitch different wounds.

Etymologically, “stitch” is related to “stick” and “sting” and denotes a puncture and along with it, the pain caused by the puncture (a stitch in your side). In Middle English, it grew to mean a loop or single movement of a needle in which to join fabric together. Thus, the word combines both sewing and the wound. Needlework can be traced back to 60,000 years ago in caves in South Africa, but it wasn't until 3000 BC that the first sutures were found in Egyptian culture. Let's look at the stitches that were so valuable in clothing, they became the stitches used by surgeons.

While a whip stitch seals loose fibers, a catch stitch joins two pieces of fabric (most often the same thickness or type of fabric), and a zig-zag can sew two disparate fabrics while adding flexibility with stretchy fabrics, it was the feather stitch that adapted into the most difficult of all surgical sutures — the “holy grail” stitch called the running subcuticular suture. Known as the most technically challenging and time consuming suture, most ER physicians resort to glue instead of this stitch. Basically, one knots the line in a wide “bite” into the skin and then runs the stitch

inside the wound to the beginning of the gap, finally running a parallel stitch that is backtracked until the end of the wound. A sewist would recognize this stitch as the Feather Stitch. Pretty? Absolutely. Delicate in appearance? Of course, after all it's patterned after the barbs of a feather or lines in a leaf. Sturdy? Well, let's just say when a sewist has different weights and types of fabric found in frugality and survival quilts, it is the stitch that can close the biggest gaps with certainty. Thus, surgeons use it on the jagged edges of the worst wounds.



The blanket stitch has a similar stitch in medicine to reinforce edges. For blankets and rugs, the stitch is known to be the most enduring stitch to take the whacking of a rug beater. Thus it holds together an edge but contributes greatly to the durability of a garment. The mattress stitch was also adopted by surgeons and takes a big “bite” of both sides of the wound with a horizontal “under the skin” pass in between. Sewists instantly recognize “stitch in the ditch.” This suture is used when a wound is under stress and can easily pull apart (near a joint or on the face where muscles are attached to skin, not bone). Surgical terminology notes this stitch as “the buried bite” and the stitch that “navigates the buried path.” It is usually invisible but its most important feature is that it doesn't strangle the tissue. Sewist would say “it doesn't pucker.” While a quilter has dozens of stitches, a surgeon has taken the strongest of them to sew that other garment we all wear — our skin.

MPQG Friendship Groups

by Marjorie Longo

Friendship Groups are small groups of quilters who meet regularly to enjoy quilting, chatting, and sharing in a small group setting. The Friendship Groups listed below are **open** to all *MPQG* Guild members.

Are you interested in being part of a small group? Check the roster below for an opportunity that might fit into your schedule.

ZOOM groups have worked out well. No need to make reservations, no obligation, just a nice quilty visit and always open to new quilters. See below for Friendship Groups on ZOOM.

For information about joining a specific group, please contact the member listed below. For general information regarding Friendship Groups or for help starting a Group, please contact:

Marjorie Longo, Friendship Group Coordinator
831-624-8649 or frummll@gmail.com



Carmel Valley – Cut-Ups

Meets the 1st **Thursday**
12-4 PM, St. Dunstan's Church
Liz Rondelle, 831-620-2512, bukavugirl@aol.com
All levels meet to sew, share, mini demos, group challenges, and charity quilts. Large work tables available. Bring your lunch at noon or drop in anytime.

Carmel - Out of the Box Quilters

Meets the 2nd and 4th **Thursdays**
1:00 PM - 4:00 PM, Pacific Time
Marjorie Longo's house, (831) 624-8649
frummll@gmail.com
All levels meet to sew, discuss, and create

Everywhere – Beyond Borders

Meets the 2nd **Tuesday**
1:00 PM, Pacific Time on Zoom
Dru Hammond, 831-241-1411
druhammond@aol.com
All levels from near and far meet to sew, share, and visit with old and new friends on **ZOOM**.

Marina – Otter Be Quilting

Meets the 2nd and 4th **Thursdays**
1:00 - 4:00 PM
Layne Rahbar's house, 925-478-9221
layne.rahbar@gmail.com
All levels welcome for discussion and hand work.

Pacific Grove - Gather Before Guild

Meets before all, in-person, Guild Meetings
5:00 - 6:30 PM at
Alliotti's Victorian Corner Restaurant
541 Lighthouse Avenue, Pacific Grove
All are welcome to chat and dine. Just drop in!

New Group!

Seaside - Hanging Out at Joan's

Meets the 3rd **Tuesday**
3:30 PM at *Joan Costello's house*
831-247-190 beachbreak1250@gmail.com
Gather to chat, share our work, collaborate, and eat plant-based dinners.

Friendship Group with Well Equipped Space

Looking for a Friendship Group with a well equipped space? The perfect group may be waiting for you on the first Thursday of each month at Mid Valley. A large room with large tables, electricity, and comfy sofas and chairs are kindly provided to the “**Cut Ups**” by St. Dunstan's Church. The Group is small with lots of space for new participants. All levels of stitchers, both machine and hand, are welcome. See first listing in the chart above for particulars: Carmel Valley - *Cut-Ups*.

The 2025 Quilt Challenge

It has come to our attention that post-1978 stamps are copyright protected by the USPS. So, do not copy a USPS Postage Stamp. Create your own!

Put Your Stamp on It!

2025 MPQG Annual Quilt Challenge

Size: 18"x20" (portrait or landscape)

Quilts must have:

- 3 layers (top, batting, backing)
- 4" sleeve for hanging and label* on back
- a postage stamp border

Due Date: August 4th Guild Meeting

Quilts may be inspired by vintage stamps, forever stamps, foreign stamps, or your own design. Postage stamp border can be done by hand or by the Alison Glass Method using AG Stamp Stripe Fabric. Use your creativity!

https://youtu.be/HAR1ColsoK8?si=lly_wlSu0xykPI9U

Quilts will be displayed at the August Guild meeting, the 2025 Monterey County Fair and at the 2026 MPQG quilt show where they may be judged, if you so choose.

*Label to include:

- Your name
- Name of your quilt
- "2025 MPQG Quilt Challenge"
- Optional: Historical facts (year, artist, etc.) and photo of original stamp or inspiration



The Challenge Committee hopes that all our quilters (traditional, modern, art and everyone in between) will participate in this year's challenge.

Chris Beach rabbitbeach2000@gmail.com

Linda Herrera lindajherrera953@gmail.com

Carole Olsen caroleolsen@gmail.com

Inspiration by the Yard .

First, and it's a big first. We have a new website at backporchfabrics.com.

Marie has added product photos and is ready to receive online orders. Now you can purchase Chautauqua Hall Restoration fundraiser raffle tickets online – hurry, the drawing is **July 1st**.

Exciting things are happening this month. For more info and to register for classes, go to backporchfabrics.com and click on Classes.



- Monday, May 26 and Tuesday, May 27
Memorial Day — Gotta Go Sale
- Saturday, June 14, 10:00 AM
Beginning Quilting, bring your machine and make a quilted placemat with Sarah
- Saturday, June 14, 1:00 PM
Beginning Quilting: Diamond Stars with *Claudia*
- Wednesday-Saturday, June 18-21, 10:00 AM to 5:00 PM
Shop Hop By the Bay. <https://shophopbythebay.com>
- Sunday, June 22, 10:00 AM
Beginning Quilting: Bring your machine and make a quilted placemat with Sarah.

- Sunday, June 22, 1:00 PM
Beginning Quilting: Diamond Stars with *Claudia*
- Saturday, June 28, 11:00 AM or 2:00 PM
Free Saturday Demo with *Debbie*
- Tuesday, July 1
Drawing for Gail Abeloe's quilt for Chautauqua Hall Restoration fundraiser.

Note: **Friday Open Sew** with *Jeanne* is on vacation until August.

Congratulations to all who participated at the *MPQG Quilts By The Bay Quilt Show*. Special kudos to our staff who came home with ribbons: *Debbie, Joan, and Stephanie*.

You must come see the fantastical display in our front windows. *Stephanie* created a **giant** octopus in an undersea landscape. Check out our new wool embroidery kits; great for when you need a gorgeous grab-n-go project. Of course, there are loads of fabric bolts that are delivered weekly.

Happy Stitching, *Claudia Sammis and Friends*

PAID ADVERTISEMENT



**SINGER
FEATHERWEIGHTS**



Service, repair,
restoration,
and workshops.

Tracy Jones, technician
Walnut Creek, California
tjones94606@gmail.com

Our guild was featured on *Mandy Schneider's* YouTube show. Mandy had so much fun at our show and sale that she joined our guild. Welcome, Mandy!

[https://youtu.be/ERI2avbfZDQ?
si=_rq3y4I2E48G8ar](https://youtu.be/ERI2avbfZDQ?si=_rq3y4I2E48G8ar)

Pines & Needles Newsletter

Pines & Needles is available online at www.mpqg.org. Articles are due on the **16th** of the prior month. Before you email an item to the editor, please review the Submission Guidelines on our website at: https://www.mpqg.org/files/ugd/dbd4a9_315f4e8f20e744dea80c8a8781b949a5.pdf

Email submissions to: carmay@comcast.net

The subject line should read as follows: MPQG *Month: Title/Info*; for example: MPQG December: Winter Social. The *Pines & Needles* newsletter editor reserves the right to edit all publication submissions for content, length, size, or otherwise.

Member Advertising Rates per Issue: Business Card \$5.00; 1/4 page ad \$10.00; 1/2 page ad \$20.00. Advertisers should be quilting-related businesses.

Ads must be submitted as **Camera Ready** in the appropriate size. Please review the Guidelines for Submitting Ads to MPQG Newsletter on our website: mpqg.org. Submit ads to: *Joan Costello, beachbreak1250@gmail.com*. Mail payments to: MPQG, PO Box 1025, Pacific Grove, CA 93950

Privacy Policy

Any contact information provided in this newsletter, whether phone number, email, address or otherwise, is for the convenience and use of MPQG members, our advertisers and sponsors, and sharing newsletter guilds only. **The information may not be used or sold for advertising, spam, commercial or any other purposes** without the written approval of the MPQG Board. Thank you for your cooperation.

Our Sponsors

Paid Business Member Ads

backporchfabrics.com



Claudia Sammis
Back Porch Fabrics LLC

218 Grand Avenue
Pacific Grove CA 93950

BackPorchFabrics.com

831-375-4453

emptypoolsseminars.com



Empty Spools Seminars

ASILOMAR CONFERENCE GROUNDS

emptypoolsseminars.com

familythreadsquiltshop.com



FAMILY THREADS QUILT SHOP
107-D The Alameda #1203
San Juan Bautista, CA 95045
831-623-0200
OPEN M-F 10-5, Sat 10-3
CLOSED Sun
FamilyThreadsQuiltShop.com

A place where there is
no such thing as too much fabric!

 Here's where we post our new arrivals
and what we're working on.

machinemedicssc@gmail.com



Machine Medics
831-479-8117

Sewing Machine Repair
Karen and Luis Gonzalez
www.machinemedicssc@gmail.com
P.O. Box 605
Capitola, CA. 95010



rabbitbeach2000@gmail.com



Chris Beach

Rabbit Hole Quilting

26320 Jeanette Rd.
Carmel Valley, CA 93924

(541) 979-0390
rabbitbeach2000@gmail.com

www.RabbitHoleQuilting.com
www.instagram.com/rabbithole_quiltloft

slowfiber.com



slowfiber
california

MAKER/MENDER SUPPLY *textile ed.

make mend shop sustainably

ORGANIC * FAIR TRADE * PRE-OWNED
NEW* FABRIC * YARN * FIBER * NOTIONS
buy | sell | trade
Classes
Labs
MENDERS

Jaki Canterbury
www.slowfiber.com
831-901-3188

Hours:
Tues. by appt.
Wed. - Fri. 11-5
Sat. 12-5

PRINTED ON RECYCLED PAPER

<https://thesewingcornerpacificgrove.com>

The Sewing Corner



- fabrics
- notions
- classes
- rentals
- longarm
- & more

620 Lighthouse Ave @ 17th Street
Pacific Grove

Bernina Sales & Service
Open Daily 831-877-1155
thesewingcornerpacificgrove@gmail.com

Shop FIRST at our advertisers.

They can't live without our support and we sure can't live without them! When shopping at the following businesses, please thank them for supporting our guild.