

Pines & Needles

NEWSLETTER OF THE MONTEREY PENINSULA QUILTERS GUILD

DECEMBER 2023



December Meeting
Monday, December 4, 2023

6:30 PM

**Winter Social
&
Fundraiser**

at
**Meals On Wheels
Community Center
Pacific Grove**

MPQG Calendar

- **December 4th @ 6:30 PM**
Winter Social & Fundraiser
at the Meals on Wheels
Community Center
700 Jewell Avenue
Pacific Grove
- **January 8th* @ 6:30 PM**
General Meeting Zoom Only
*2nd Monday
Speaker: *Kristie Naranjo*
Lecture: **Scrappy Appliqué**
- **January 13th 9:00 AM - 3:30 PM**
Zoom Only
Workshop: **Scrappy Appliqué**
with *Kristie Naranjo*
- **February 5th @ 6:30 PM**
General Meeting Zoom Only
Speaker: *David Owen Hastings*
Lecture: **Exploring Nature**
with Paper & Stitch

January 2024 Workshop – Zoom

Scrappy Appliqué

Zoom Workshop

with **Kristie Naranjo**

January 13, 2024 ~ 9:00 AM - 3:30 PM

Utilize your leftover fabric scraps, precuts, or any of your favorite fabrics to create a one of a kind project. Scrappy Appliqué is a raw edge fusible appliqué technique developed by *Shannon Brinkley*, that is quick, simple to pick up, yet



allows for a lot of creative possibilities. Whether you're new to appliqué or have been appliquéing for years, this method will teach you some new tips, tricks, and techniques.

Fee: \$42 There are still openings!



Quilts © by *Kristie Naranjo*

Chris Beach
rabbitbeach2000@gmail.com and
Susan Stoney sgstoney@gmail.com
Programs Co-Chairs

MPQG Winter Social & Fundraiser

We're excited to invite you to our upcoming fundraising event, which promises an evening filled with food, fun, games, and the chance to win fantastic prizes! This event is of great importance to support our **Community Grants** and your participation is highly valued.

Here are the details: Date: **Monday, December 4th, 2023** Time: **6:30 PM**
Location: **Meals on Wheels Community Center in PG**

Event Highlights:

Baskets for Donation: We kindly request your support by contributing baskets filled with various items such as fabrics, food, wine, gifts, or candy. Please let Darcy Latta (dlatta03@gmail.com) or Gloria Hatton (hatton13@comcast.net) know about your basket.

Potluck Dinner: Please contribute a dish according to your last name:
Last names from **A to N: Appetizers** (with a serving utensil, please)
Last names from **O to Z: Desserts**

Quilt Display: Our event venue will be adorned with quilts, and we invite you to bring any festive quilt you'd like to display. It's a great way to showcase your creativity and share the joy of the season.

Raffle Tickets: Raffle tickets are an essential part of our fundraising efforts. To make it more convenient, please bring return address labels with you to simplify the process of filling out tickets. We will be accepting both cash and checks for the purchase of tickets.



We are looking forward to an amazing evening with all of you, as your participation and contributions are vital to the success of this event. Let's come together as a community and make a positive impact on our Community Grants.

If you have any questions or need more information, please don't hesitate to reach out. Thank you for your generosity and commitment to our community. Together, we can make a significant difference.

Barbara Boyer,
Annual Fundraiser Committee Coordinator
barbaraboyer831@gmail.com
925-485-4376

President's Letter – December 2023



During the holiday season, people tend to show their best selves by performing acts of kindness and generosity. Our guild has been no

exception to this trend, as evidenced by the Community Outreach section where you can see all the wonderful giving that has taken place. I have three stories to share with you on that note.

First, as I arrived at the opening celebration of *The Shuman HeartHouse*, Michele Allen, Communication Manager of Community Human Services, hurried up to me with tears in her eyes to tell me that every person touring the shelter was amazed and impressed by the beautiful quilts on every bed.

Second, the son of one of our Hospice quilt recipients reached out to Carole Brower and asked if he could donate all her fabric to the guild. When I went to pick it up, her widower showed me photos of her wrapped in the quilt with family all around. We spent an hour together talking about his wife and cancer and how much she loved that quilt. As I was leaving, he brought out her two port pillows in case someone else could use them. Your generosity makes a difference.

And finally, nothing to do with kindness and generosity, but I greatly benefited from all the twin quilt making. After quilting a bunch of the quilts, I discovered that I had fallen in love with my new mid-arm Bernina! A big thanks to everyone who took part!

Please scroll down to the next section to celebrate in the success of our fall garage sale, made possible by your generous donations.

Several of our members have quilts on display locally and in traveling exhibits.



Catherine Munch and Christi Sutphen have quilts in the current exhibit in the Nancy

and Steve Hawk Gallery at the Pacific Grove Library, **Ourselves We Sing:** https://www.pacificgrovelibrary.org/about/gallery_exhibit.php

Katherine Reader has a quilt in the Temple Studios **Holiday Pop Up Exhibition** in Sand City with an opening reception on December 1st.



Sherrill Ash's

beautiful monarch quilt will be traveling in the **Cherrywood Monarch Challenge** collection and will arrive in Pacific Grove on October 5, 2024. <https://cherrywoodfabrics.com/pages/monarch-cherrywood-challenge>

Happy Holidays!

Joan Costello, President
beachbreak1250@gmail.com

Monterey Quilters Fabric Sale

The Fall Garage Sale was held at Joan Costello's home on November 4th. The sale featured fabrics by the pound, sewing machines, and notions of every variety. Enthusiastic volunteers staffing the event donned reindeer antlers and smiles to add to the fun! As a result, the Guild brought in \$1,453.00 in 4 hours. Our success was possible thanks to all of the donations and to the volunteers who helped organize, set up, and staff the event.



Special thanks goes to: *Linda Stoner, Janet Bruman, Cat Toth, Susan Michelson, Christi Sutphen, Ann Croll, Joy Colangelo, Joan Costello, Linda Herrera, Barbara Boyer, and Donna Appleget.*



Laura Lawrence
Activities Coordinator
lauramlawrence@gmail.com

Community Outreach

Shuman Heart House

Back in August we were asked by the Shuman Hearthouse if the guild would consider making 35 twin size quilts for their soon to be open women's shelter in Monterey. These quilts would need to be finished and delivered to the shelter at the beginning of November in time for their opening. The guild board and membership welcomed this challenge knowing that our quilts would be used to help women and their families towards overcoming hardships and difficulties from the outside world and these quilts would send the message: ***YOU ARE WARM, YOU ARE SAFE, YOU ARE LOVED.***

Community Outreach is the common thread that runs through our guild and the reason why we quilt and why there is a profound connection to others whenever we pick up cloth, needle and thread. Special thanks to so many guild members that guided each of our beautifully donated quilts through this process from creating and designing each quilt, sewing tops & backing, adding batting and quilting each of these twin quilts (many done by our long-arm quilters) and finally binding each quilt and adding one of our labels. Truly a labor of LOVE... What an exciting time for the guild with the opening of the *Shuman Heart House* this past week. On November 3rd, *Fatima, Joan* and I made our second and final delivery of 40 twin size, quilts, 2 crib quilts, and a quilt to hang in their entrance, to the *Shuman Hearthouse* just in time for their open house on November 4th.

The shelter staff had been working hard to set up the facility, the 16 individual rooms and 4 family rooms that included one of our donated quilts at the foot of each bed, carefully folding each quilt to show the *MPQG* labels sewn to the back of each quilt. As part of an individuals stay, they will be allowed to select a quilt that will be theirs to take with them when they leave the shelter.

With thanks,

Community Outreach Committee

Carole Brower - Outreach Coordinator

Fatima Dias

Liz Rondell

Marcia Given



First delivery of twin quilts by *Fatima Dias, Carole Brower & Joan Costello* (taking the photo)



Shuman Hearthouse welcomes visitors with guild's wall hanging quilt (*Joan Costello & Carole Brower*)

Photos from Shuman Heart House



Copyright Notice: © All quilts originally designed by the maker are the intellectual property of the maker and may not be reproduced without permission.



Membership News



Hello and welcome to our newest member: *Anita Zaffuto* from East Garrison

Doesn't it feel like there are some days that your crazy quilt makes a lot of sense?!

Karen Shaffer - Membership Chair

Member News

Sherrill Ash Accepted Into The Monarch Cherrywood Challenge Exhibit



Sherrill Ash and her *Monarch* quilt.

Guild member *Sherrill Ash*, now living in Ivins UT, shows off her Monarch quilt entry which was prominently displayed at Quilt Festival 2023 in Houston TX. Following **Quilt Festival**, the quilts were divided into three groupings and will travel to various venues throughout the country.

From **October 5 - 26, 2024**, during the Monarch Festival, two groups of Monarch quilts, including *Sherrill's*, will be on display at the *Pacific Grove Natural History Museum*.

For information about the 2024 Cherrywood Challenge, go to <https://cherrywoodfabrics.com>. The theme: Poppies. Of course, the Cherrywood fabrics are gorgeous.


Ann Houle Shines in Special Athletes Exhibit

Former guild member *Ann Houle* showed off 21 of her sports-themed art quilts in a special exhibit entitled "Athletes." The caption at Quilt Festival in Houston TX read:

"Athletes are intriguing to watch, both because of the beauty of the human body, but also because of the display of effort — of striving — that they embody. Quilt artist *Ann Houle* seeks to portray a moment of athleticism. She wants the spectator to be drawn into the beauty of the athlete's body, but also to ask themselves "What happens next?"



For more information, go to: annhoulequilts.com.

Claudia Sammis



One of *Anne Houle's* "Athletes" quilts.

November 6, 2023 ~ Show & Tell Zoom Photos



The three quilts above were made for the Windham/QuiltCon Fabric Challenge by *Jeanne Krener, Linda Herrera, and Kathrin Brown*. Then, clockwise from right: quilts by *Sherrill Ash, Elizabeth McInnes* (jacket front & back), *Claire Wong - Elkhorn Slough Quilt, MJ Hill (Christmas tree), and Cheryl Murphy Blue* (2 quilts).

The *Cheri* quilt below could be used as encouragement for members to make a name tag - perhaps for the Holiday Party!!!!



Photos were submitted by the creators to show at the November Zoom meeting.



Copyright Notice: © All quilts originally designed by the maker are the intellectual property of the maker and may not be reproduced without permission.

MPQG Activities ~ UFO Challenge

We have 22 members who have joined our UFO Challenge committing to finish 368 UFOs! I am really pleased with the enthusiasm all the participants have. This Challenge has been the push some of you have needed to get those stale projects done--including me!

At our November Zoom meeting, 11 finished UFOs were shared by five members during "Show and Tell." *Nina Ashton* won a \$20 gift certificate to *slowfiber* in Monterey for her efforts. Congratulations, Nina!

In January, we will give away a gift certificate to *Family Threads* in San Juan Bautista. From now through February 2024, please send photos of your finished UFOs to *Kathrin Brown* to be included in the monthly Zoom "Show and Tell."

Join the Challenge by downloading and filling out the form (found on the website). You can pay the \$10 donation on the website and email your form to me. Full details are on the website <https://www.mpqg.org> under "BOM/UFO and Resources."



Starry Charms Tummy Time Quilt
by *Laura Lawrence*



Italian Tiles 18" mini quilt by *Donna Appleget*



Cowboy Quilt by *Barbara Boyer*

The last day to sign up for the Challenge or to add UFOs to your list is **Friday, December 9, 2023**. Tickets are awarded for entering the Challenge and for finishing UFOs. Bonus tickets are awarded for older UFOs and for UFOs that are donated to our Community Quilt Projects.

Laura Lawrence
Activities Coordinator
lauramlawrence@gmail.com

Copyright Notice: © All quilts originally designed by the maker are the intellectual property of the maker and may not be reproduced without permission.

MPQG Activities

Christ Child Society Quilt Donations

This past month, we were able to deliver 10 quilts to the Christ Child Society for their beautiful, color-coordinated layette boxes. Continuing thanks to *Kathy Miller, Jeanne Mills*, and **Material Girls** for their on-going support.

Don't forget about "extras." Do you have just a few minutes to sew? Extras are bibs, burp clothes, changing table pads, cloth books, shopping cart seat covers, etc. etc. I'd be happy to pick up your contributions.

Claudia Sammis
MPQG Liaison to
Christ Child Society
especials@sbcglobal.net



Caption: Betsy Messman makes my job of delivering quilts very easy. I just walk them across the street to her house.

Copyright Notice: © All quilts originally designed by the maker are the intellectual property of the maker and may not be reproduced without permission.

Upcoming Programs

Dec. 4	7:00 PM	❄️ The Winter Social and Fundraiser ❄️			In-person Only
Jan. 8	6:30 PM	Speaker	<i>Kristie Naranjo</i> kristienaranjo.com	Scrappy Appliqué	Zoom
Jan. 13	9:00 AM - 3:30 PM	Workshop	<i>Kristie Naranjo</i> kristienaranjo.com	Scrappy Appliqué	Zoom
Feb. 5	6:30 PM	Speaker	<i>David Owen Hastings</i> davidowenhastings.com	Exploring Nature with Paper + Stitch	Zoom
March 5	6:30 PM	Speaker	<i>Irene Roderick</i> ireneroderick.com	Dancing with the Wall	In-person and Zoom
March 30	9:00 AM - 3:00 PM	Workshop	<i>David Owen Hastings</i> davidowenhastings.com	Inspired by Art	Zoom

Our Sponsors



Back Porch Fabrics
Gail E. Abeloe
831-375-4453
 gail@backporchfabrics.com
 www.backporchfabrics.com
218 Grand Avenue
Pacific Grove, CA 93950

*Shop FIRST at our advertisers.
 They can't live without our support
 and we sure can't live without them!
 When shopping at the following
 businesses, thank them for
 supporting our guild.*



Nottingham Ranch Quilting
 Longarm Quilting Services
Heather Clifton
 (530) 559-2319
 nottinghamranchquilting@gmail.com
 35 Asoleado Drive
 Carmel Valley, CA
 www.nottinghamranchquilting.com
 Instagram.com/nottingham_ranch_quilts



Chris Beach
 Rabbit Hole Quilt Loft
 Lincoln, 3 NE of 8th #104
 Carmel-by-the-Sea, CA 93921
 (541) 979-0390
 rabbitbeach2000@gmail.com
 www.RabbitHoleQuilting.com
 www.instagram.com/rabbithole_quiltloft



slowfiber
california
MAKER/MEND/SUPPLY * textile ed.
 make mend shop sustainably
 ORGANIC * FAIR TRADE * PRE-OWNED
 NEW* FABRIC * YARN * FIBER * NOTIONS
 Classes
 Labs
MENDSARS
 Jaki Canterbury
 www.slowfiber.com
 831-901-3168
 PRINTED ON RECYCLED PAPER



FAMILY THREADS QUILT SHOP
 107-D The Alameda #1203
 San Juan Bautista, CA 95045
831-623-0200
 OPEN M-F 10-5, Sat 10-3
 CLOSED Sun
 FamilyThreadsQuiltShop.com
 A place where there is
 no such thing as too much fabric!
 Here's where we post our new arrivals
 and what we're working on.



Machine Medics
831-479-8117
Sewing Machine Repair
 Karen and Luis Gonzalez
 www.machinemedicssc@gmail.com
 P.O.Box 605
 Capitola, CA. 95010



Empty Spools Seminars
 ASILOMAR CONFERENCE GROUNDS
2024 QUILTMaking WORKSHOPS
 WONDERFUL TEACHERS, EXCITING WORKSHOPS!
 REGISTER NOW FOR 2024.
EMPTYSPOOLSSEMINARS.COM

The Sewing Machine Is Really A Time Machine

What's the question most often asked when we show a quilt to someone? I will venture to guess it is not "where did you learn to do that" nor "did you design that yourself." It's not "what does it cost to make a quilt" nor "what kind of machine do you use?" It's this question: "how long did that take you?" It's a question about time.

And it's been the core question about sewing machines since the beginning of, well, since the beginning of their time. The first household sewing machines were made in 1845 and could sew 250 stitches a minute. The cost was \$300.00, or \$8,000 in today's money, and could sew faster than five humans doing handwork. Prior to that, sewing machines were so rare, having them was pivotal in the winning of wars. That's right, the French Army was better armed, not with weapons but with uniforms. Later the American Civil War hinged on the northern Union soldiers having machine made uniforms from several industry hubs while the Confederates had no factories and used hand sewn clothes which were easily tattered.

Sewing machines are considered the major factor in the Industrial Revolution, with rioting tailors slowing sewing factory work for decades. But it was for naught as the proliferation of factory sewing allowed for one of the greatest boosts in the economy ever known with commoners able to buy cheap clothing. Machine sewing was the first job for women to work outside the home, boosting family income to about \$2000 a year. Thus, store bought clothing was a sign of increased wealth and decreased time at home.

While the treadle machines of 1856 cost \$125 (\$3,470 today), by 1902 sewing machines were cheap enough to be purchased by the common citizen. Now it was seen as a sign of increased leisure time to have clothes made at home. By 1951, a \$350 machine represented 10% of the

household income of \$3,000 a year. Store bought clothes started to increase in cost, leaving those children who went to school in homemade clothes as walking advertisements that their family was struggling financially.

Back and forth it went, sometimes signaling wealth by having a sewing machine and other times suggesting a family was poor. Sometimes alerting others to the fact that one has leisure time to sew for pleasure, other times suggesting a one income family. We can see this back and forth mimicked in many modern conveniences.

For hundreds of years, only the very rich could encase their food in gelatin as it required kitchen staff devoting days to rendering and clarifying collagen from animal bones. Thus jellied dishes were the food of elite households with indentured servants. Around the same time as sewing machine proliferation, powdered gelatin came on the scene so that it was available to anyone -- but only to anyone with one more thing. A refrigerator. At the church social, it was a sign of significant wealth to bring jello molds as it told everyone you had a refrigerator. Once everyone had a fridge, jello came out of fashion and suggested you were a lazy cook and jello molds were the stuff of poor and backwards families.

And that, in a very hard to fathom nutshell, is why people ask you how long it takes to make a quilt. They are distancing themselves from you, not by admitting they don't have the skill or can't afford a machine or fabric, but by **time**. They don't have the time. Now, no leisure time is a measurement of the American success story. You can't win. So here's my answer when they ask me how long it takes to do my art, books and quilts: I simply say, "I have no idea."

Joy Colangelo

Editor's Row

My husband Doug and I are looking forward to sharing some holiday cheer with the MPQG family at the Winter Social on December 4th. I'm not really into bringing chips and dip, but I like to bake, so I asked *Barbara Boyer* if I could bring a dessert, even though my last name starts with a "K." She laughed and said home-baked desserts were always welcome and that she'd make extra deviled eggs.

A few weeks ago, I invited my friends from *Back Porch Fabrics* up to see my new studio and I made this recipe as a loaf. It got rave reviews and at least four requests to share the recipe, which I adapted from the Cranberry Orange Muffins recipe at <https://addapinch.com>. I hope you enjoy! See you December 4th!

Happy Holiday Wishes to all!

Carmay Knowles - Editor, Pines & Needles



Cranberry-Orange Bread

Makes one loaf bread or 12 regular muffins

Preheat Oven to 375° F. Prepare bread loaf pan or muffin tin: either coat well with butter and flour or use bakers spray.

Ingredients:

- 1 cup All-Purpose (AP) flour (+ 1 T for coating fresh cranberries, if using)
- 1 cup almond flour
- 1 1/2 tsp. baking powder
- 1/4 tsp salt
- 2 cups fresh or frozen (defrosted) cranberries or 1 1/4 cups dried cranberries
- 1/2 cup (1 stick) unsalted butter, at room temperature
- 1/4 cup granulated sugar
- 1/2 cup dark brown sugar
- 2 large eggs
- 2 tsp pure vanilla extract
- 1 tsp almond extract
- zest of 1 orange (or lemon)
- 1/2 cup half & half cream or plain yogurt

Instructions:

1. Sift together the dry ingredients (flours, baking powder and salt) into a medium bowl and set aside.
2. In a separate bowl, toss the fresh (or defrosted) cranberries with 1 T. of flour to coat; set aside. Skip this if using dried cranberries.
3. In a mixer, cream the sugars and butter together until well mixed. Add the two eggs, one at a time, beating well after each one. Then add the extracts and the zest until well mixed.
4. Fold in half the dry ingredient mixture, then the cream, then the remaining flour mixture. Stir until just combined. Be careful not to over mix at this point.
5. Gently fold in the cranberries until just combined.
6. Pour mixture into prepared loaf pan or scoop into muffin tin (don't overfill muffin wells). Bake until toothpick comes out clean: loaf bread takes about 50-60 minutes; muffins about 30 minutes. Let cool before you try to remove from the pan or tin. Best served slightly warm.

MPQG Quilt Show 2024

May 3, 4 & 5, 2024

Coinciding with Good Old Days
(on Saturday and Sunday)

Quilts by the Bay

Chautauqua Hall in Pacific Grove
at 16th & Central

Hopefully you have a moment after making the many twin quilts to focus on the quilts that you will enter in our beautiful quilt show.

Many of you are continuing in your committee chair positions, but we are looking for a few key positions. **Quilt Reception and Return** is a very important position that is still open and we need a few interested volunteers to shadow other positions that will be open in the future. If you think you have the time to help out, we'll find the perfect post for you!

Joan Costello and Nina Ashton
Quilt Show Co-Chairs
beachbreak1250@gmail.com
nina@doodlearts.com

New Judging Categories!

For the **2024 Quilt Show** there will be two new categories! These will permit you to enter for judging art quilts made from **non-original** art sources, with two size groups: large and small. We still will have the Large and Small categories for Art Quilt made with original art sources, for those makers who are very creative, but for those who like to borrow inspiration from a photo in a book or magazine, for instance, now your beautiful quilts may be judged as well as shown, if you so desire.

Please be aware that **written permission** is absolutely necessary, though, in order to use another person's artwork to design your quilt. So, if you want to use a photo from *National Geographic Magazine*, you will need to obtain permission by contacting National Geographic, so leave plenty of time to do that.

You will find the Entry Form and the Judging Entry Form in this newsletter and on the website. For questions, feel free to contact me.

Debbie Biller, Judging Committee
mtymonk@yahoo.com
831-595-2641

Curated Quilts Magazine Ceases Publication

The magazine was published by the creative duo of Christine and Amy. Subscribers received the following notice: We are sorry to announce that we have decided to close **Curated Quilts**. This decision comes after deliberation, number crunching, and more than a few tears. The publishing arena has changed and our lovely audience isn't large enough to print at a cost that is sustainable. While we are sad to close up shop, we are certain it is the right direction for us to take. We will continue to sell through the remaining inventory and have digital offerings available.

Our hope is that in the six years of publishing **Curated Quilts**, you have been inspired to create and explore beyond your comfort zone. The collective group of artists that we have worked with is a beautiful glimpse into the modern quilting community, and we both plan to continue to contribute to it. Thank you for your support, appreciation, submissions, and mini quilt creations - we couldn't have done it without you! It's a privilege to be a part of this amazing community! For more information, go to: curatedquilts.com

MPQG Friendship Groups



Friendship Groups are small groups of quilters who meet regularly to enjoy quilting, chatting, and sharing in a small group setting.

Are you interested in being part of a small group? Check the roster below for an opportunity that might fit into your schedule and fit your interests. If it doesn't say otherwise, the group is open to new members.

ZOOM groups have worked out well. No need to make reservations, no obligation, just a nice quilty visit. Always open to new quilters. See below for Friendship Groups on ZOOM.

For information about joining a specific group, please contact the member listed below. For general information regarding Friendship Groups or for help starting a Group, please contact, *Marjorie Longo*, 831-624-8649 or frumml@gmail.com.

Marjorie Longo – Friendship Group Coordinator

<p>Carmel – Out of the Box Quilters Meets the 2nd and 4th Thursdays 1:00 - 4:00 PM <i>Marjorie Longo's</i> house, 831-624-8649 frumml@gmail.com All levels meet to sew, discuss, and create.</p>	<p>Carmel Valley – Cut-Ups Meets the 1st Thursday 12-4 PM, St. Dunstan's Church <i>Liz Rondelle</i>, 831-620-2512, bukavugirl@aol.com All levels meet to sew, share, mini demos, group challenges, and charity quilts. Large work tables available. Bring your lunch at noon or drop in anytime.</p>
<p>Monterey – Material Girls Meets 3rd Friday – 12 - 3 PM <i>Donna Appleget's</i> house, 831-324-4316 jaappleget@aol.com All levels meet to share ideas and skills for quilt making. Bring your lunch. <i>Group is currently full.</i></p>	<p>Carmel – Stitch and Dine Meets the 2nd Tuesday 3:00 - 6:30 PM <i>Gudny Campbell</i>, 831-372-6369 Sewing and dinner. <i>Group is currently full.</i></p>
<p>Monterey – Tea Timers Meets the 2nd and 4th Wednesdays 11:30 AM to 2:30 PM <i>Donna Appleget's</i> house, 831-324-4316 All levels meet to do handwork and share. Bring your lunch.</p>	<p>Off Hwy 68 – No Strings Attached Meets the 2nd and 4th Tuesday 3:30 PM at Chamisal Bistro <i>Cec Larsen</i>, 831-235-0456 Enjoy libations as you do a little hand work and share your quilting thoughts. <i>Group is currently full.</i></p>
<p>Off Hwy 68 – Block Party Meets 3rd Thursday 5:00 PM at Chamisal Bistro <i>Cec Larsen</i>, vavalarsen@gmail.com <i>Heather Clifton</i>, heatherclifton@gmail.com All levels meet for discussion, small block of the month style projects, and community quilts.</p>	<p>Everywhere – Beyond Borders Meets the 2nd Tuesday 1:00 PM, Pacific Time <i>Dru Hammond</i>, 831-241-1411 druhammond@aol.com All levels from near and far meet to sew, share, and visit with old and new friends on ZOOM.</p>
<p>Everywhere – Moonlight Zoomers Meets the 4th Thursday 4:30 PM., Pacific Time or 7:30 PM EDT <i>Elizabeth McInnis</i>, 831-756-8001 All levels from near and far, are welcome after hours to sew, share, and visit with friends, both old and new, on ZOOM. Call for Zoom link.</p>	<p>Seaside - Hanging out at Joan's Meets the 3rd Tuesday 3:30 PM at <i>Joan Costello's</i> house, 831-247-1907 beachbreak1250@gmail.com Gather to chat, share our work, collaborate, and eat plant-based dinners.</p>

MPQG Grant Program

As part of our mission statement “preserve and encourage” MPQG gives annual Grants. Recipients of the Grants are groups that provide educational and creative programs that are consistent with the MPQG purpose. Requests are accepted annually between **September 1st and December 31st** with the Grants awarded each January.

The proceeds from our December **Winter Social and Fundraiser** will be used to support this program. We hope you will be able to attend the party in person and bid on the baskets to raise \$\$\$ for this wonderful community outreach.

If you know of an organization or person that would benefit from such a grant, please encourage them to apply or even help that busy teacher to complete the application. Some past recipients are 4-H, elementary school programs, and others.

The Grant Request application is attached to this newsletter and can also be found on our website under “About Us” / The Grants Program info.

Website: https://www.mpqg.org/files/ugd/3c7d86_eda26c167b5240c6a2cf1ae04ddb2d4f.pdf

Kathrin Brown, Vice President
kathrin.brown@gmail.com

Community Quilt Needs

Although many of you like to control the whole creative process of the quilts you donate, some people only want to make the top. If that's you, or you want to quilt it yourself but can't afford to supply the batting and back, the Guild can provide batting and back. Again, many thanks for your creative generosity.

- **Tummy Time quilts** — approximately 36" square - can be rectangular or slightly larger. So, if you have a couple orphan blocks, add some fun borders and you'll make a baby happy.
- **Twin-sized quilts for the shelter** — Dimensions are approximately 65"-70" wide by 86"-90" long, enough to cover top and hang over sides of a regular twin bed. [Editor's Note: There will be an ongoing need for twin-sized quilts.]
- **Port and heart pillows** — the pattern for the heart pillow is on the website, as well as info on port pillows.
- **Cotton Neonatal 20" x 24" quilts** — You can tie them, machine quilt, or hand quilt them. Traditional, modern, or gender neutral — they all work! For more details, check with *Liz Rondelle*, bukavugirl@aol.com

Fatima Dias, Community Quilts Coordinator
mafadimo@yahoo.com

Community Outreach ~ Wheelchair & Port Pillows

Wheelchair Quilts:

We have received the following request for delivery of wheelchair lap quilts to the VNA Hospice of the Central Coast: “*We would appreciate another delivery [of quilts] for our patients receiving hospice care.*” They are down to one quilt and reported: “*Everyone is loving the Guild's beautiful quilts.*” I hope to deliver 10 quilts in early December and have collected five so far. Call or text me for questions or to pick up. I can add a pocket to the quilt if needed, along with a label.

Carole Brower - Outreach Coordinator
browsers11@comcast.net

Port & Comfort Pillows:

We continue to need port and comfort pillows. If you are stuffing them it is requested they are stuffed firmly. Information on pillow making is in the newsletter along with my information for picking up or dropping off supplies. Please don't hesitate to text or call me.

Marcia Givin,
Community Outreach Committee Member
marciagivvin@gmail.com

Upcoming Quilt Show Dates

- **Current thru January 7, 2024** - *DeYoung Open*, Golden Gate Park, San Francisco
- **January 17-20, 2024** - *Road to California*, Ontario, CA Convention Center
- **February 22-25, 2024** - *QuiltCon*, Raleigh, North Carolina
- **February 24-26, 2024** – *Pajaro Valley Quilt Association Annual Quilt Show – A Galaxy of Quilts* PVQA.org
- **March 23-24, 2024** – *Voices in Cloth* - ebhq.org/VIC
- **April 6-7, 2024** – *Guild of Quilters of Contra Costa County 2024 Annual Quilt Show* - <https://www.gqccc.org/>
- **May 31, June 1-2, 2024** – *Central Coast Quilt Shop Tour* – QuiltShopsOfTheCentralCoast.com
- **October 5-6, 2024** – *Coastal Quilters Harvest of Colors Quilt Show* – CoastalQuilters.org

Thanks to *Karen Wagner* and *Kathrin Brown* for finding and reporting these dates. The newsletter needs someone to actively look for upcoming events and report them. Would you like to help? Please apply! Thanks.

2023-2024 Board of Directors

Officers	Coordinators
President – Joan Costello	Activities – Laura Lawrence
Vice President – Kathrin Brown	Communications – Christi Sutphen
Secretary – Janet Taillon	Community Outreach – Carole Brower
Treasurer – Nina Ashton	Membership – Karen Shaffer
	Programs – Christine Beach & Susan Stoney

Your Board is here to serve you, we cherish your input. If you have any suggestions, comments or interest in volunteering, please contact the appropriate board member. Board meetings are open to all members, please contact Christi Sutphen (christi@sutphenstudio.com) if you want the Zoom link.

Pines & Needles Newsletter

Pines & Needles is available online at www.mpqg.org. Articles are due on the 16th of the prior month. Please send items to the editor, *Carmay Knowles*, via email at carmay@comcast.net
 Note: please make the subject line read as follows: MPQG Month: Title/Info; for example: MPQG December: Winter Social. The *Pines & Needles* newsletter editor reserves the right to edit all submissions for content, length, or otherwise for publication.

Member Advertising Rates per Issue: Business Card \$5.00; 1/4 page ad \$10.00; 1/2 page ad \$18.50; and

full page ad \$30.00. Annual rates are available. Advertisers should be quilting-related businesses.

Privacy Policy

Any contact information provided in this newsletter, whether phone number, email, address or otherwise, is for the convenience and use of MPQG members, our advertisers and sponsors, and sharing newsletter guilds only. **The information may not be used or sold for advertising, spam, commercial or any other purposes** without the written approval of the MPQG Board. Thank you for your cooperation.



Monterey Peninsula Quilters Guild
 Post Office Box 1025
 Pacific Grove, CA 93950

Web Site: www.MPQG.org
 MPQG is a 501(C)3 Organization

GRANT REQUEST FOR FUNDS

Requests must be received between October 1 and December 31.

Grants will be awarded contingent upon availability of funds.

The grants are small, typically about \$150 to \$200.

Grant requests will be evaluated by the MPQG Board at the January meeting according to the following criteria:

- Meets goals and objectives of MPQG outreach and mission statement
- Consideration is given to educational and creative programs

ORGANIZATION _____ Taxpayer ID Number _____

ADDRESS _____

CONTACT PERSON _____ PHONE _____

PAYEE _____

DESCRIPTION OF USE _____

EXPLANATION OF USE _____

NUMBER OF PEOPLE AFFECTED _____

TOTAL COST (INCLUDES TAX AND SHIPPING) _____

OTHER FUNDING _____

REQUESTOR'S SIGNATURE _____ DATE _____

Printed Name _____

APPROVAL SIGNATURE _____ DATE _____

Printed Name _____

COMMENTS _____

Additional pages may be attached if more information is required to detail intended purchases.

Please mail completed form to: MPQG, PO Box 1025, Pacific Grove, CA 93950.

Preview # _____

Category # if to be judged _____

Staple your photo HERE
(It will cover some of the print below)

WRITE on the back of the photo:
submitter's name, quilt name, quilt size

2024 Entry Form

MONTEREY PENINSULA QUILTERS GUILD QUILT SHOW

May 3,4 and 5, 2024

Entry Requirements:

- This entry must not have been displayed at a previous MPQG quilt show.
- Please enter as soon as possible. **The deadline to return entry forms and pay judging fee is March 4, 2024**
- **Each entry form must be accompanied by a 4X6 photo of the quilt printed on glossy paper.**
- Mail the forms to: **Colleen Johnson, 1580 La Honda Ct, Seaside CA 93955 before the deadline or give them to Colleen at a quilt guild meeting on or before March 4, 2024**
- If you have questions about the forms, call Colleen at 831-999-0444.
- No more than 5 quilts per member can be entered in the show (plus UP TO THREE 2023 MPQG challenge quilts). **YOU MUST FILL OUT A SEPARATE FORM FOR EACH ENTRY.**
- The Quilt Show Committee will send a letter of acceptance and instructions once all of the entries have been processed.

Member Name: _____ ***Junior under 18** _____

Mailing Address: _____ **City:** _____ **Zip:** _____

Phone: (H) _____ **(C)** _____ **Email:** _____

Title of Entry:

Maker: _____ **Owner:** _____

Quilted by: _____

Design Source (be specific): _____ **Year Completed** _____

Story (any comment of interest to visitors in 75 words or less).

Is this entry to be judged? _____ YES _____ NO If YES, complete Judging Form.

Is this entry a **2023** MPQG Challenge Quilt? _____ YES _____ NO

Is this entry for sale? (if so, attach written permission) _____ YES _____ NO If YES, enter sale price \$ _____

Quilt Size (in inches): **Width** _____ **Height** _____

Note: Although every protection is taken to safeguard your entry, MPQG does not provide property insurance. Please make sure your entry is covered under your homeowners insurance.

Signature _____

*Junior under 16 does not need to be a member of the guild.

Preview # _____ Category Number: _____ Fee Paid: Cash / Check # _____

MPQG Judging Application 2024

Name: _____ Signature _____
Phone: (H) _____ (C) _____ Email: _____

Title of Entry: _____

Information: Debbie Biller (831-595-2641) or email: mty_monk@yahoo.com

Entry Requirements:

- Each member may enter a total of 3 items to be judged including challenge quilts.
- All entries must have been completed within the past three years.
- Maker of entry must be a member of the MPQG as of **March 4, 2024**
- Quilt entries must have 3 layers and be hand quilted or machine quilted or tied.
- Entry must not have been displayed in a MPQG Quilt Show in the past.
- A judging fee of **\$10.00 per quilt** must accompany entry, submitted no later than **March 4, 2024**
- **PLEASE NOTE:** Definitions for quilts that may be included in each category are listed on page 2 of the Judging Application.

Please List Specific Design Source: Non-original source _____
Original _____ Book/Pattern _____
Class/Workshop _____ Other _____

Please Check One Category Only (see definitions on page two) :

Traditional Quilts, Hand-Quilted *Must be entirely handquilted*

1. _____ Hand-Quilted, Large, Traditional - **Perimeter: 240" OR MORE**
2. _____ Hand-quilted, Small, Traditional - **Perimeter: Less than 240"**

Traditional Quilts, Machine-Quilted

3. _____ Machine-Quilted, Large, Traditional - **Perimeter: 240" OR MORE**
4. _____ Machine-Quilted, Small, Traditional - **Perimeter: less than 240"**

"Top by One, Quilted by Another" (Note: name of quilter must be included on entry form)

5. _____ "Top by One, Quilted by Another," Large - **Perimeter: 240" OR MORE**
6. _____ "Top by One, Quilted by Another," Small - **Perimeter: LESS THAN 240"**

Special Quilt Techniques

7. _____ Special Quilt Techniques, Large – **Total perimeter: 160" or more**
8. _____ Special Quilt Techniques, Small – **Total perimeter: LESS THAN 160"**

Group Quilts (all sizes)

9. _____ Group Quilt

Kit Quilts (all sizes)

10. _____ Kit Quilt

Modern Quilts

11. _____ Modern Quilt, Large - **Total perimeter 120" OR MORE**
12. _____ Modern Quilt, Small - **Total perimeter LESS THAN 120"**

Art Quilts, Original Art

13. _____ Art Quilt, Original Art, Large – **Total perimeter 120" OR MORE**
14. _____ Art Quilt, Original Art, Small – **Total perimeter LESS THAN 120"**

Art Quilt, Non-Original Source

15. _____ Art Quilt, NON-Original Art, Large – **Total perimeter 120" OR MORE**
16. _____ Art Quilt, NON-Original Art, Small – **Total perimeter LESS THAN 120"**

Ribbons: First, second, and third place and honorable mention MAY be awarded at the discretion of the judge; Best of Show – 1; Judge's Choice - 1 ribbon per judge; Youth Awards - as appropriate