


Pines & Needles

NEWSLETTER OF THE MONTEREY PENINSULA QUILTERS GUILD



MPQG.ORG

January General Meeting*~ Zoom Only
Monday, January 8, 2024
 *2nd Monday

@ 6:30 PM

Speaker: Kristie Naranjo

Lecture: Scrappy Appliqué

Happy New Year! 🎉

Zoom Meeting — 6:30 PM
January 8, 2024 – Zoom Only

Scrappy Appliqué with *Kristie Naranjo*



Kristie Naranjo

Scrappy Appliqué is a raw edge appliqué technique where you collage scrap fabrics to create a one of a kind project. In this presentation, Kristie will share the Scrappy Appliqué process and end with a trunk show of projects to inspire quilters to make their own. The technique is quick, simple to pick up, and different from other appliqué. It is also easy enough for a beginning quilter but interesting enough for an advanced quilter. No two projects ever look alike.

Chris Beach and Susan Stoney, Programs Co-Chairs

MPQG Calendar

- **January 8th * @ 6:30 PM**
General Meeting~Zoom Only
 *2nd Monday
 Speaker: *Kristie Naranjo*
 Lecture: **Scrappy Appliqué**
- **January 13th Workshop**
Zoom Only 9:00 AM - 3:30 PM
 Workshop: **Scrappy Appliqué**
 with *Kristie Naranjo*
- **February 5th @ 6:30 PM**
General Meeting~Zoom Only
 Speaker: *David Owen Hastings*
 Lecture: **Exploring Nature with Paper & Stitch**
- **March 4th @ 6:30 PM**
General Meeting
In-Person and Zoom
 Speaker: *Irene Roderick*
 Lecture: **Dancing with the Wall**
- **March 30th Workshop**
Zoom Only 9:00 AM - 3:00 PM
 Workshop: **Inspired by Art**
 with *David Owen Hastings*



Quilts © by Kristie Naranjo



President's Letter – January 2024

Two things come to mind when I think of January; New Year's resolutions and organization. I'm not a big fan of resolutions, as they are often unattainable and just add to feelings of inadequacy. And organization is definitely not my strong suit. But I **am** a fan of daily affirmations, so this list I came across on *Mel Beach's* Instagram account might just work for me. I hope it resonates with you, too.

In 2024 let's:

- ✿ **Have fun making more art**
- ✿ **Organize our creative spaces**
- ✿ **Experiment**
- ✿ **Tackle UFOs**
- ✿ **Stretch our skills**
- ✿ **Explore new design inspiration**

These seem doable and fun. We can spend a few minutes each day on something from the list with no stress and possibly very satisfying results. *Laura's* UFO project has already pushed many of us, the Guild's fabric sales are the perfect opportunity to help with organizing, and our small groups can encourage the fun part.



Mel also recommended joining **Quilt2024** which runs from January 10th through 14th, 2024. Register online at: quilt2024.com Great teachers, and it's free! Thank you *Mel*!




On another note, many of you received an email request for help that seemed to have come from me. It turns out that it is probably from someone who obtained email addresses some years ago before our

website and mailing systems installed better protections. It was apparently not malicious. Nonetheless, this is the time of year of increased scamming, spamming, and phishing. Please be careful! If an email or phone call seems suspicious, it probably is. Check the subject line, email address, check that the salutation and signature are normal and **DO NOT** purchase gift cards for needy whoever when requested in an email. Be safe!

May 2024 be filled with making wonderful quilts, with community, and with inspiration.

Joan Costello, President
beachbreak1250@gmail.com



MPQG Winter Social & Fundraiser

The Winter social was a resounding success! With a record-breaking number of baskets and people attending, the Guild raised money for our Grants and created some very happy quilters.



Photos by Susan Michelson

Thank you so much to all of the groups and individuals who donated such impressive baskets in 2023. We had baskets overflowing with fabrics—one just of neutrals and another of solids. There was one with the cutest prints that was clearly curated from an extensive stash. Some baskets made you feel all warm and cozy, with teas, puzzles and hot chocolates. And then some inspired us to complete a project, whether it was a Hawaiian quilt or a lap quilt. The baskets were the highlight of the party and your donations were much appreciated! Scroll down to the next page to see a list of the baskets.

We were all touched by the stories that the Tummy Time Nurse and *Shuman HeartHouse* Director shared. We know we touch so many people with our **Community Outreach** quilts.



We all enjoyed the homemade treats! It was fun to try dates as appetizers, deviled eggs, and yummy meatballs, which were among the many scrumptious items people brought. Of course, everything tastes better when *Karen Shaffer* plays her ukulele and sings her holiday songs! See page five for more photos.

Thank you to everyone who helped organize the party, to each

of you who brought food and baskets, and to everyone who bought raffle tickets and joined in the merriment! It was great to share a festive evening together.



Barbara Boyer,
Annual Fundraiser Committee Coordinator
barbaraboyer831@gmail.com
925-485-4376

Gift Basket	Basket Donated By	Basket Won By
Fabric Cafe	Material Girls Friendship Group Donna Appleget, Joanne May, Bert Sison, Donna Foote, Alice Stoll, Regina Moore, Susan Michelson, Nancy Ogimachi, Joy Garvey, Allison Baier	Janet Taillon
Its a Mystery!	Hanging Out at Joan's Friendship Group Barbara Boyer, Janet Bruman, Addie Chernus, Joy Colangelo, Joan Costello, Ann Croll, Linda Herrera, Nancy Holinski, Darcy Latta, Laura Lawrence, Susan Michelson, Karen Shaffer, Christi Sutphen	Marcia Givvin
Its Time to Get Cozy	Hanging Out at Joan's Friendship Group	Barbara Heublein
Relax & Comfort	Elaine Seely	Kathrin Brown
All Neutrals Basket	No Strings Friendship Group Marjorie Longo, Linda Branting, Sally Miller, Linda Garofalo, Karen Wagner, Nina Ashton, Mary Kay Hamilton, Donna Appleget, Katie Hamilton, Katherine Reader, Carol Anne Inceoglu, Gudney Campbell, Sherrill Ash	Susan Stoney
My Favorite Thing	No Strings Friendship Group	Patti Davis
Sea Star Baby Gift	Karen Schaffer	Ann Pettit
Black, White And Red All Over	Sewsdays Friendship Group Debbie Biller, Fatima Dias, Gloria Hatton, Rita Jacques, Colleen Johnson, Linda Phillips	Allison Baier
Back Porch Fabrics	Back Porch Fabrics Gail Abeloe	Loreen Kinney
Hawaiian Quilt	Jeanne Mills	Patti Davis
Tea For Two	Tea Timers Friendship Group Donna Valenti, Regina Moore, Marianne Tatum, Nancy Ogimachi, Donna Appleget	Nancy Ganan Garcia
Gluten Free Pancake Breakfast	Laura Lawrence	Carol Anne Inceoglu
Solids & More	Out of the Box Friendship Group Marjorie Longo, Linda Branting, Sally Miller, Linda Garofalo, Karen Wagner, Nina Ashton, Mary Kay Hamilton, Donna Appleget, Katie Hamilton, Carol Anne Inceoglu, Katherine Reader, Sherrill Ash	June Wolfe
Barbecue Basket	Barbara Boyer	Nancy Ogimachi
Sewing Room Helpers	Out of the Box Friendship Group	Linda Herrera
Scrappers Explorer Pack	Fatima Dias & Rita Jacques	Laura Lawrence
Tea Timers British Style	Tea Timers Friendship Group	Nottingham (Heather Clifton?)
Rework Lap Quilt	Ruth Mehrwein	Patty Kennedy
Flannel Yellow Brick Road Lap Quilt	Ruth Mehrwein	Linda Phillips
Flannel Baby Blanket - Red Tomato Pin Cushion	Ruth Mehrwein	Carol Anne Inceoglu
Flannel Baby Blanket - Purple Tomato Pin Cushion	Ruth Mehrwein	Mary Kay Hamilton
Jelly Roll, Strips & Charms	Ruth Mehrwein	Elke Ikeda
Quilting Supplies	Ruth Mehrwein	Barbara Murray
Mini Iron	Ruth Mehrwein	Noreen Halvey
Rabbit Hole Gift Certificate	Chris Beach	Linda Herrera

MPQG Winter Social & Fundraiser Photos



*Holiday Social
December 2023*

*Photos by
Susan Michelson*

COLORS of The Year 2024

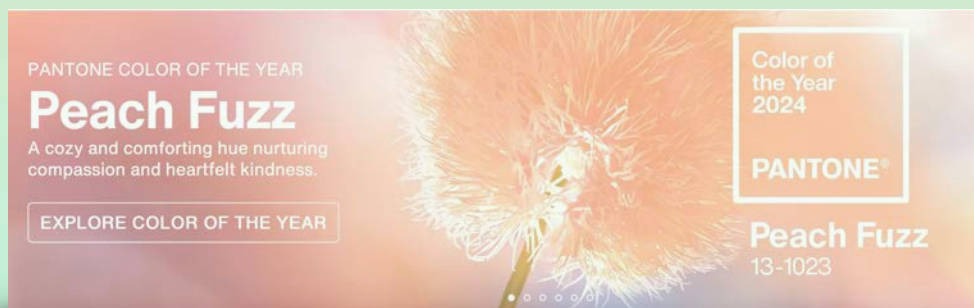
by *Kathrin Brown*
kbkreativ@gmail.com

Some of us quilters have silly traditions, e.g., waiting anxiously in early December for Kona and Pantone to each announce their **Color of the Year**. The wait is over!

Robert Kaufman announced the Kona Cotton Color of the Year 2024, and it is JULEP - a light and vibrant icy green. It's to arrive in local quilt stores in January. Be sure to get it when it arrives as it is a limited color that will be retired at the end of 2024. More at the lookbook: <https://www.robertkaufman.com/release/2024/coty/>



And then, Pantone announced PEACH FUZZ as their Color of the Year 2024 described as "PANTONE 13-1023 Peach Fuzz captures our desire to nurture ourselves and others. It's a velvety gentle peach tone whose all-embracing spirit enriches mind, body, and soul." More about this color here: <https://www.pantone.com/color-of-the-year/2024>



Membership News



Happy New Year and welcome to our two newest members:

- ◆ *Angela Gubler* St. George, UT
- ◆ *Barbara Murray* Prunedale, CA

Remember: Quilting is the answer...who cares what the question is!

Karen Shaffer - Membership Chair

2023 A Banner Year for Community Quilts

Thanks to the artistry and generosity of our members, our Guild has gifted more quilts this year than in any before.

Forty quilts were distributed to *Shuman Heart House* in preparation for their Open House. Thirty quilts were donated to the *Casa Noche Buena* shelter and the youth overnight shelter, *Safe Place*. In addition, more than 60 quilts were distributed in Santa Cruz and Monterey Counties for Tummy Time.

As we learned at our Holiday Social, nurses especially value our quilts as a way to establish a bond with new, nervous moms, making them more receptive to the education and support the nurses offer. Over 50 quilts went to CASA and another 35 plus to dialysis patients. Thank you!!!

And, several holiday UFO's were finished and are now warming children in our community. You are truly an amazing group of women.

FYI, several of the quilt tops donated close to the deadline *Shuman Heart House* are still being finished and will be used to backfill as women graduate from the program. If you still have a twin quilt or any quilt to donate, please drop it off, we'll put it to good use.

We currently have a plethora of quilting kits ready for volunteer quilters. Please contact *Fatima* if you would like to pick up a kit. But mostly, thank you for all you do to support our charity work and one another. Hope you feel proud!

With thanks,
Fatima Dias, Member
Community Outreach Committee



Quinn Junghans, Volunteer Coordinator VNA Hospice of the Central Coast holds one of the Community Outreach wheelchair/lap quilts delivered to the VNA Hospice. Photo by: *Carole Brower*

Lots of comfort and joy happening on the Central Coast mid-December with delivery of 14 wheelchair/lap quilts to VNA Hospice of the Central Coast. These soft and comfy quilts were created by many of our quilters and feature a variety of colors, themes, prints and fabric textures.

Many of these delightful lap quilts are backed with flannel for additional warmth and comfort, and

each quilt has a large hand warming pocket that is also lined with flannel or fleece. Some quilts offer a second smaller pocket for safe keeping of eye glasses or tissues for easy access. These quilts were delivered to *Quinn Junghans*, the VNA Hospice Volunteer Coordinator.

Quinn & her staff expressed their thanks for our generous gifts to hospice patients and families. She passed along a thank you note from one of their patients who received one of our quilts:

"Thank you for lovely lap quilt. Even though he is 101 years he appreciates nice things and will enjoy using it. I knitted Afghans for many years and just had to quit this year due to arthritis, so I know the pleasure in donating to different organizations, there is always a need. Jack still likes to look nice at this age and first thing he said.. "those are the colors I like!!"

Sincerely Nettie - wife

Season's Greetings,
Carole Brower, Coordinator
Community Outreach Committee

Community Outreach

Heart Pillows

I just had a very nice delivery from *Kathy A.* of the large heart pillows. This might get me through January, but we will be in short supply of heart pillows and port pillows for February delivery. Heart pillows are a fun way to use up your pinks and reds. Remember, I can stuff them for you if you like. If you are stuffing, firmness is preferred. Please call or text with any questions.

With huge thanks,
Marcia Givvin, Community Outreach
 818-515-4084

Gifts to the Christ Child Society

Thank you to *Kathrin Brown* for her wonderful birdhouse quilt. This is a second life for those cute birds. A guild member won it at a silent auction to benefit the PG Heritage Society. In turn, she passed it along to the *Christ Child Society*. Their layettes

go to new moms in need of a little extra help.

The prolific *Donna Appleget* and the *Material Girls* completed several quilts last month. Thank you to whoever made the quilt that was a zillion different cat fabrics ... fun! An “extra” last month was a fleece burp cloth that had been free-motion quilted with an amazingly cute lamb. The second extra was a hand-quilted changing table pad in many one-inch blue prints. Again, thanks to the anonymous donor.

Keep those infant and crib size quilts coming. Do you need pickup service? I’m happy to come get your creative treasures.

Claudia Sammis - Christ Child Liaison



Christ Child representative, Betsy Messman shows off the Birdhouse quilt by Kathrin Brown.

Upcoming Programs

Jan. 8	6:30 PM	Speaker	<i>Kristie Naranjo</i> kristienaranjo.com	Scrappy Appliqué	Zoon Only
Jan. 13	9:00 AM - 3:30 PM	Workshop	<i>Kristie Naranjo</i> kristienaranjo.com	Scrappy Appliqué	Zoom Only
Feb. 5	6:30 PM	Speaker	<i>David Owen Hastings</i> davidowenhastings.com	Exploring Nature with Paper + Stitch	Zoom Only
March 4	6:30 PM	Speaker	<i>Irene Roderick</i> ireneroderick.com	Dancing with the Wall	In-person and Zoom
March 30	9:00 AM - 3:00 PM	Workshop	<i>David Owen Hastings</i> davidowenhastings.com	Inspired by Art	Zoom Only
April 1	6:30 PM	Speaker	<i>Nancy Bavor</i>	More Than Golden: California Quilting Firsts	In-person and Zoom

Our Sponsors



Back Porch Fabrics
Gail E. Abeloe
831-375-4453
 gail@backporchfabrics.com
 www.backporchfabrics.com
218 Grand Avenue
Pacific Grove, CA 93950

*Shop FIRST at our advertisers.
 They can't live without our support
 and we sure can't live without them!
 When shopping at the following
 businesses, thank them for
 supporting our guild.*




Nottingham Ranch Quilting
 Longarm Quilting Services
Heather Clifton
 (530) 559-2319
 nottinghamranchquilting@gmail.com
 35 Asoleado Drive
 Carmel Valley, CA

www.nottinghamranchquilting.com
 Instagram.com/nottingham_ranch_quilts




Chris Beach
 Rabbit Hole Quilt Loft
 Lincoln, 3 NE of 8th #104
 Carmel-by-the-Sea, CA 93921
 (541) 979-0390
 rabbitbeach2000@gmail.com
 www.RabbitHoleQuilting.com
 www.instagram.com/rabbithole_quiltloft



slowfiber
california
MAKER/MENDER SUPPLY * textile ed.
 make mend shop sustainably
 ORGANIC * FAIR TRADE * PRE-OWNED
 NEW* FABRIC * YARN * FIBER * NOTIONS
 Classes
 Labs
MENDBARS
 Jaki Centerbury
 www.slowfiber.com
 831-901-3168
 PRINTED ON RECYCLED PAPER



FAMILY THREADS QUILT SHOP
 107-D The Alameda #1203
 San Juan Bautista, CA 95045
831-623-0200
 OPEN M-F 10-5, Sat 10-3
 CLOSED Sun
 FamilyThreadsQuiltShop.com
 A place where there is
 no such thing as too much fabric!
 Here's where we post our new arrivals
 and what we're working on.



Machine Medics
831-479-8117
Sewing Machine Repair
 Karen and Luis Gonzalez
 www.machinemedicssc@gmail.com
 P.O.Box 605
 Capitola, CA. 95010




Empty Spools Seminars
 ASILOMAR CONFERENCE GROUNDS
2024 QUILTMaking WORKSHOPS
 WONDERFUL TEACHERS, EXCITING WORKSHOPS!
 REGISTER NOW FOR 2024.
EMPTYSPOOLSSEMINARS.COM

Starbright Pattern

Several of you have asked for the pattern I used to make the table mats for our 2023 holiday party. The answer is: the *Starbright* by *Rachel Hauser* of *Stitched in Color*.

When party maestro *Barbara Boyer* asked me and *Toni David* to see to décor, I just happened to be making a bed-sized quilt with the *Starbright* pattern. It was easy to isolate its repeated motif, waylay all holiday-themed fabrics donated to our November garage sale, and whip up the mats. The star looks technically difficult, but *Rachel's* pattern makes it simple. Do pay attention during the cutting phase; afterward, the stars match up and sew up easily.

Indulge me a moment as I tell you the ways that *Rachel Hauser* has inspired me for the decade-plus since I first discovered her. She is an old-fashioned blogger who deftly blends words and photos to discuss her process, her inspirations, and her musings on creativity. *Rachel* is a master of color and value, *The Quilter's Field Guide to Color* book is practical, helpful, and loads of fun; she is an expert pattern-maker who excels at geometry and simplifying complexity; she is the designer and leader of a crazy-fun 2022 BOM called *Pas de Deux*—and is about to kick off the *2024 BOM Positivites* that is definitely on my calendar.

Perhaps most of all, *Rachel* is a courageous spirit for whom art and making are tightly woven into the fabric of all her life: children, death, divorce, expatriation. She discusses it all, with humor and compassion, on her blog. I hope you'll take the time to visit *Stitched in*



Color: the blog, the gallery, the pattern shop, the monthly newsletters, the classes, and more. And please consider joining the *2024 Positivites BOM*. Perhaps you too, will discover a trusted quilting mentor and friend.

Cat

cjtdecat@gmail.com

Links for this article:

Stitched in Color

<https://www.stitchedincolor.com/>

Starbright pattern

<https://www.stitchedincolor.com/patterns/starbright-stars-pattern>

The Quilter's Field Guide to Color

<https://www.stitchedincolor.com/book>

Pas de deux BOM

<https://www.stitchedincolor.com/patterns/pas-de-deux-bom>

Positivites BOM

<https://www.stitchedincolor.com/2024-block-of-the-month-bom?rq=Positivites>

Pajaro Valley Quilt Association 2024 Show

February 24 & 25, 2024

Santa Cruz County Fairgrounds

2601 East Lake Avenue, Watsonville, CA 95076

Saturday 10:00 AM to 5:00 PM

& Sunday 10:00 AM to 4:00 PM



A Galaxy of Quilts

Attractions include:

- Exhibiting over 350 Quilts and Wearables
- Saturday at 2:00 PM - Featured Speaker, Karen Foster, Modern Quilts
 - Sunday at 12:30 PM - Live Quilt Auction
- Ongoing Demonstrations, Bed Turning, Mini Fashion Show
 - Special Exhibit “Pandemic Flotsam Quilts”
made with Pandemic wear found on the streets, by Jenny Hurth
 - Many Vendors
- Bargain Garden/Flea Market

Admission: \$15 General

Ample Free Parking and Shuttle

Lunch and Snacks for Purchase

For more Information Visit: www.pvqa.org

Upcoming Quilt Show Dates

- **Current thru January 7, 2024** - *DeYoung Open*, Golden Gate Park, San Francisco
- **January 17-20, 2024** - *Road to California*, Ontario, CA Convention Center www.ROAD2CA.com
- **February 22-25, 2024** - *QuiltCon*, Raleigh, North Carolina
- **February 24-26, 2024** – *Pajaro Valley Quilt Association Annual Quilt Show* – A Galaxy of Quilts
www.PVQA.org
- **March 23-24, 2024** – *Voices in Cloth* - ebhq.org/VIC
- **April 6-7, 2024** – *Guild of Quilters of Contra Costa County 2024 Annual Quilt Show* -
<https://www.gqccc.org/>
- **May 31, June 1-2, 2024** – *Central Coast Quilt Shop Tour* – QuiltShopsOfTheCentralCoast.com
- **October 5-6, 2024** – *Coastal Quilters Harvest of Colors Quilt Show* – CoastalQuilters.org

The newsletter needs someone to actively look for upcoming events and report them.
Would you like to help? Please apply! Thanks.

March 30, 2024 Zoom Workshop

David Owen Hastings ~ Inspired By Art

March 30, 2024 ~ 9:00 AM - 3:00 PM



David Owen Hastings

Starting with a favorite work of art, develop your own unique modern quilt design. Be inspired by shapes, colors, structure, or the feeling you get from that art. Then design a block or whole quilt with an eye on modern minimalism. This workshop is now open for enrollment.


Cost: \$57 for Members

Registration online at:
www.MPQG.org/workshop

Find out more about *David* at:
www.davidowenhastings.com

If you have any questions regarding workshops, please contact:

Susan Stoney (sgstoney@gmail.com) or
Chris Beach (rabbitbeach2000@gmail.com)



MPQG Quilt Show 2024

May 3, 4 & 5, 2024

Coinciding with Good Old Days
(on Saturday and Sunday)

Quilts by the Bay

Chautauqua Hall in Pacific Grove
at 16th & Central



Hopefully you have a moment after making the many twin quilts, to focus on the quilts that you will enter in our beautiful quilt show. The **2024 Entry Form** and **Judging Application Form** are at the end of the newsletter, on pages 16 & 17.

Many of you are continuing in your committee chair positions, but we are looking for a few key positions. A very important

position that is still open is **Quilt Reception and Return** and we need a few interested volunteers to shadow other positions that will be open in the future. If you think you have the time to help out, we'll find the perfect post for you!

Joan Costello and Nina Ashton
Quilt Show Co-Chairs
beachbreak1250@gmail.com
nina@doodlearts.com

I TRIED TO BE SERIOUS. Really I did....

I was trying to write a pithy piece about famous quilt collectors and was going to briefly include Tom Burns, the uber documentarian who gets most of his footage on still photos that he pans in and out, up and down, side to side until you have such vertigo, you're convinced it's a moving picture.

I was going to lead into the GAP family (the Fishers) and their major Amish quilt collection and this great story about how to conquer our greatest fears. Well, I remembered wrongly it turns out – the Fishers have a major contemporary art collection. It was Espirit that had the quilt collection, but they don't have the story linked to them. Aaargh. My existential piece unraveled like a seam without a backstitch. So what's the opposite of pithy? Funny, yes, funny! But I can't write funny. In fact, it might be my greatest fear.

Which brings me to a story about a series of directors meetings at the GAP family headquarters. The family members, mostly men, if I do say so myself (a woman is the hero of the story), were lamenting that a start up company would steal their clientele by making clothes that look like GAP but won't last as long, are cheaper material, don't have the quality in the sewing, etc. They feared total collapse. Meeting after meeting, agenda after agenda they wondered what to do.

One day (here comes our hero) one of the wives of the directors sits in on the meeting and listens to the corporate worry. She says "Why don't you become them?" "Become who?" says a director. "Become the company that you fear." And thus, they became Old Navy. Any clientele that left GAP stores would walk right into their other store.

Which brings me to my column's main content -- write a column about funny quilt quips.

1. "I'm as shocked as you are that I don't have all the fabric I need for this project."
2. "I quilt so hard, I sweat glitter."
3. "I'm a quilty lady. I make things, lots of things, and I'll keep making things until my fingers fall off. Then I will grab my hot glue gun, reattach my fingers and make more quilts."
4. "I'm a proquiltinator. I quilt instead of doing the dishes or cleaning the house."
5. "If someone ever says you have enough fabric and don't need any more, stop talking to them. You don't need that kind of negativity."
6. "I told my partner, "See, I can fit all my sewing supplies into one box." They said, "Quit calling our house a box."
7. "I'm a quilt-a-holic on the road to recovery. Just kidding, I'm on the road to the fabric store."
8. "My quilt room style is best described as, "there appears to have been a struggle."
9. "I can't leave the sewing room. The fabric has accepted me as their own and if I leave now I might lose their trust."
10. "I don't want to be kept alive, dependent on a machine, taking fluids from a bottle. So sometimes I unplug my Bernina and pour out the wine."

You read all this so I could tell you the GAP story.

Joy Colangelo

MPQG Friendship Groups

Friendship Groups are small groups of quilters who meet regularly to enjoy quilting, chatting, and sharing in a small group setting.

Are you interested in being part of a small group? Check the roster below for an opportunity that might fit into your schedule and fit your interests. If it doesn't say otherwise, the group is open to new members.

ZOOM groups have worked out well. No need to make reservations, no obligation, just a nice quilty visit. Always open to new quilters. See below for Friendship Groups on ZOOM.

For information about joining a specific group, please contact the member listed below. For general information regarding Friendship Groups or for help starting a Group, please contact, *Marjorie Longo*, 831-624-8649 or frumml@gmail.com.



Marjorie Longo – Friendship Group Coordinator

Carmel – Out of the Box Quilters

Meets the 2nd and 4th **Thursdays**
1:00 - 4:00 PM
Marjorie Longo's house, 831-624-8649
frumml@gmail.com
All levels meet to sew, discuss, and create.

Carmel Valley – Cut-Ups

Meets the 1st **Thursday**
12-4 PM, St. Dunstan's Church
Liz Rondelle, 831-620-2512, bukavugirl@aol.com
All levels meet to sew, share, mini demos, group challenges, and charity quilts. Large work tables available. Bring your lunch at noon or drop in anytime.

Monterey – Material Girls

Meets 3rd Friday – 12 - 3 PM
Donna Appleget's house, 831-324-4316
jaappleget@aol.com
All levels meet to share ideas and skills for quilt making. Bring your lunch. *Group is currently full.*

Carmel – Stitch and Dine

Meets the 2nd **Tuesday**
3:00 - 6:30 PM
Gudny Campbell, 831-372-6369
Sewing and dinner.
Group is currently full.

Monterey – Tea Timers

Meets the 2nd and 4th **Wednesdays**
11:30 AM to 2:30 PM
Donna Appleget's house, 831-324-4316
All levels meet to do handwork and share. Bring your lunch.

Off Hwy 68 – No Strings Attached

Meets the 2nd and 4th **Tuesday**
3:30 PM at Chamisal Bistro
Cec Larsen, 831-235-0456
Enjoy libations as you do a little hand work and share your quilting thoughts.
Group is currently full.

Off Hwy 68 – Block Party

Meets 3rd **Thursday**
5:00 PM at Chamisal Bistro
Cec Larsen, vavalarsen@gmail.com
Heather Clifton, heatherclifton@gmail.com
All levels meet for discussion, small block of the month style projects, and community quilts.

Everywhere – Beyond Borders

Meets the 2nd **Tuesday**
1:00 PM, Pacific Time
Dru Hammond, 831-241-1411
druhammond@aol.com
All levels from near and far meet to sew, share, and visit with old and new friends on **ZOOM**.

Everywhere – Moonlight Zoomers

Meets the 4th **Thursday**
4:30 PM., Pacific Time or 7:30 PM EDT
Elizabeth McInnis, 831-756-8001
All levels from near and far, are welcome after hours to sew, share, and visit with friends, both old and new, on **ZOOM**. Call for Zoom link.

Seaside - Hanging Out at Joan's

Meets the 3rd **Tuesday**
3:30 PM at *Joan Costello's* house, 831-247-1907
beachbreak1250@gmail.com
Gather to chat, share our work, collaborate, and eat plant-based dinners.

2023-2024 Board of Directors

Officers	Coordinators
President – Joan Costello	Activities – Laura Lawrence
Vice President – Kathrin Brown	Communications – Christi Sutphen
Secretary – Janet Taillon	Community Outreach – Carole Brower
Treasurer – Nina Ashton	Membership – Karen Shaffer
	Programs – Christine Beach & Susan Stoney

Your Board is here to serve you, we cherish your input. If you have any suggestions, comments or interest in volunteering, please contact the appropriate board member. Board meetings are open to all members, please contact Christi Sutphen (christi@sutphenstudio.com) if you want the Zoom link.

Editor's Row

This is my fourth turn as a newsletter editor. In the early 1980s, when my daughter started elementary school, I joined the PTA and was asked to do the school newsletter. Well, I'd never done a newsletter, but the president assured me that I could do it; and I did. It was done the old fashioned way. Every month I typed out the text on graph paper, pasted it onto a layout sheet, made notes in blue pencil, attached photos, and took it to the high school print shop, and got it back almost a week later. Talk about lead time!

Later on, I belonged to the *Angel City Chorale*, an amazing choir in Los Angeles, and from October 1999 through Spring 2005 I did the newsletter — every week, so members could have it to read during our rehearsals. The editing was done on the computer by then, but it was still printed, courtesy of another choir member.

Then, a few years after moving to Monterey, I joined the *Padre Trails Camera Club* and in 2015 offered to start a newsletter for them. I produced it monthly for about four years.

So, when *Joan* called to ask me if I'd take on the editorship of *Pines & Needles*, I knew what I was getting into ~ and I have no regrets! With this, I now have four issues done and I'm looking forward to many more. I hope you like how it's looking. I've taken graphic design and typography classes, so layout is "my thing." But, a newsletter is a **team effort!** I do the layout, but I have nothing without **content** — and that's where you come in!! We need newsy info and interesting stories about quilts and quilters. On the last page of this newsletter you will find a page of **submission guidelines**, which I'm hoping will make all of our efforts to create a fabulous newsletter easier.

Happy New Year! Healthy New Year!! 🍷🍷

Pines & Needles Newsletter

Pines & Needles is available online at www.mpqg.org. Articles are due on the 16th of the prior month. Please send items to the editor, *Carmay Knowles*, via email at carmay@comcast.net. The subject line should read as follows: MPQG *Month: Title/Info*; for example: MPQG December: Winter Social. The *Pines & Needles* newsletter editor reserves the right to edit all submissions for content, length, or otherwise for publication.

Member Advertising Rates per Issue: Business Card \$5.00; 1/4 page ad \$10.00; 1/2 page ad \$18.50; and

full page ad \$30.00. Annual rates are available. Advertisers should be quilting-related businesses.

Privacy Policy

Any contact information provided in this newsletter, whether phone number, email, address or otherwise, is for the convenience and use of MPQG members, our advertisers and sponsors, and sharing newsletter guilds only. **The information may not be used or sold for advertising, spam, commercial or any other purposes** without the written approval of the MPQG Board. Thank you for your cooperation.

Preview # _____

Category # if to be judged _____

Staple your photo HERE
(It will cover some of the print below)

WRITE on the back of the photo:
submitter's name, quilt name, quilt size

2024 Entry Form

MONTEREY PENINSULA QUILTERS GUILD QUILT SHOW

May 3,4 and 5, 2024

Entry Requirements:

- This entry must not have been displayed at a previous MPQG quilt show.
- Please enter as soon as possible. **The deadline to return entry forms and pay judging fee is March 4, 2024**
- **Each entry form must be accompanied by a 4X6 photo of the quilt printed on glossy paper.**
- Mail the forms to: **Colleen Johnson, 1580 La Honda Ct, Seaside CA 93955 before the deadline or give them to Colleen at a quilt guild meeting on or before March 4, 2024**
- If you have questions about the forms, call Colleen at 831-999-0444.
- No more than 5 quilts per member can be entered in the show (plus UP TO THREE 2023 MPQG challenge quilts). **YOU MUST FILL OUT A SEPARATE FORM FOR EACH ENTRY.**
- The Quilt Show Committee will send a letter of acceptance and instructions once all of the entries have been processed.

Member Name: _____ ***Junior under 18** _____

Mailing Address: _____ **City:** _____ **Zip:** _____

Phone: (H) _____ **(C)** _____ **Email:** _____

Title of Entry:

Maker: _____ **Owner:** _____

Quilted by: _____

Design Source (be specific): _____ **Year Completed** _____

Story (any comment of interest to visitors in 75 words or less).

Is this entry to be judged? _____ **YES** _____ **NO** If **YES**, complete Judging Form.

Is this entry a **2023** MPQG Challenge Quilt? _____ **YES** _____ **NO**

Is this entry for sale? (if so, attach written permission) _____ **YES** _____ **NO** If **YES**, enter sale price \$ _____

Quilt Size (in inches): **Width** _____ **Height** _____

Note: Although every protection is taken to safeguard your entry, MPQG does not provide property insurance. Please make sure your entry is covered under your homeowners insurance.

Signature _____

**Junior under 16 does not need to be a member of the guild.*

Preview # _____ Category Number: _____ Fee Paid: Cash / Check # _____

MPQG Judging Application 2024

Name: _____ Signature _____
Phone: (H) _____ (C) _____ Email: _____

Title of Entry: _____

Information: Debbie Biller (831-595-2641) or email: mty_monk@yahoo.com

Entry Requirements:

- Each member may enter a total of 3 items to be judged including challenge quilts.
- All entries must have been completed within the past three years.
- Maker of entry must be a member of the MPQG as of **March 4, 2024**
- Quilt entries must have 3 layers and be hand quilted or machine quilted or tied.
- Entry must not have been displayed in a MPQG Quilt Show in the past.
- A judging fee of **\$10.00 per quilt** must accompany entry, submitted no later than **March 4, 2024**
- **PLEASE NOTE:** Definitions for quilts that may be included in each category are listed on page 2 of the Judging Application.

Please List Specific Design Source: Non-original source _____
Original _____ Book/Pattern _____
Class/Workshop _____ Other _____

Please Check One Category Only (see definitions on page two) :

Traditional Quilts, Hand-Quilted *Must be entirely handquilted*

1. _____ Hand-Quilted, Large, Traditional - **Perimeter: 240" OR MORE**
2. _____ Hand-quilted, Small, Traditional - **Perimeter: Less than 240"**

Traditional Quilts, Machine-Quilted

3. _____ Machine-Quilted, Large, Traditional - **Perimeter: 240" OR MORE**
4. _____ Machine-Quilted, Small, Traditional - **Perimeter: less than 240"**

"Top by One, Quilted by Another" (Note: name of quilter must be included on entry form)

5. _____ "Top by One, Quilted by Another," Large - **Perimeter: 240" OR MORE**
6. _____ "Top by One, Quilted by Another," Small - **Perimeter: LESS THAN 240"**

Special Quilt Techniques

7. _____ Special Quilt Techniques, Large – **Total perimeter: 160" or more**
8. _____ Special Quilt Techniques, Small – **Total perimeter: LESS THAN 160"**

Group Quilts (all sizes)

9. _____ Group Quilt

Kit Quilts (all sizes)

10. _____ Kit Quilt

Modern Quilts

11. _____ Modern Quilt, Large - **Total perimeter 120" OR MORE**
12. _____ Modern Quilt, Small - **Total perimeter LESS THAN 120"**

Art Quilts, Original Art

13. _____ Art Quilt, Original Art, Large – **Total perimeter 120" OR MORE**
14. _____ Art Quilt, Original Art, Small – **Total perimeter LESS THAN 120"**

Art Quilt, Non-Original Source

15. _____ Art Quilt, NON-Original Art, Large – **Total perimeter 120" OR MORE**
16. _____ Art Quilt, NON-Original Art, Small – **Total perimeter LESS THAN 120"**

Ribbons: First, second, and third place and honorable mention MAY be awarded at the discretion of the judge; Best of Show – 1; Judge's Choice - 1 ribbon per judge; Youth Awards - as appropriate

MPQG Pines & Needles Newsletter

Submission Guidelines



1. **Newsletter timeline:** Submissions for the upcoming month are due to the Editor by the **16th of the prior month** (eg. December 16th is the deadline for the January issue).
 - Editor completes newsletter layout by about the 20th.
 - Draft sent for review to submitters and proofers by the 21st.
 - Proofing comments due by the 23rd.
 - Final newsletter pdf sent to website coordinators by the 25th.
 - Newsletter posted to the website and sent to members 25th - 27th.
2. The **subject** line should conform to this **standard**, always starting with **MPQG**:
MPQG Month: Heading, Title, or identifying info
Examples: MPQG January: Community Outreach
MPQG January: Winter Social photos
MPQG February: Activities
MPQG April: Quilt Show
3. Please, send all submissions **via email**, not text message. **Put the text of the item directly into the body of the email.** Please do not submit text in Word or any other app or format. Thank you!
4. Please **review your article** carefully before you submit it. The newsletter is proof-read for obvious errors and/or grammatical expression, however, the editor and proofreaders might not know if your article has missing, mis-stated, outdated, and/or incorrect information. **Note: once the draft is sent out for review, the layout is done and everything fits tightly.** Changing a word or two after the draft is sent out for review is possible, but adding or deleting whole sentences or paragraphs is not.
5. **Items should be newsworthy!** A newsletter should have up-to-date, current, newsy info and stories. Folks are less likely to read stale or repeat items, so please be proactive about updating ongoing articles to keep our newsletter interesting. If you want an item repeated, please submit a request. Static items will be moved to a reference section towards the end of the newsletter.
6. **Review the draft!** If you submitted an article, a draft of the upcoming newsletter will be sent to you around the 21st of the month. Please review your item promptly and reply to both Carmay and Christi. Communication is vital to keeping the newsletter timely and the process timeline on track.
7. **Images/photos** should be attached as a .jpg or a .png or a .pdf. **Please include a caption for the image and the photographer's name.** If you are attaching multiple photos, please **put the identifying info directly underneath each image**, so it is clear who is pictured and/or what that image is about. If you just write the description at the top of the email and then attach images, the order might not match and it will be challenging to figure out. Please don't be shy about sending photos/images, pictures always speak in ways that words can't. Photos and images are always welcome!

Thank you! The newsletter is a team effort. We're all volunteers, but together we can create an interesting, newsworthy, beautiful newsletter that is desirable to read.

Carmay Knowles, Editor
carmay@comcast.net

rev. 12/2023