

Pines & Needles

Newsletter of the Monterey Peninsula Quilters Guild

www.mpqg.org



SEPTEMBER 2018

General Meeting Monday, September 10, 2018

6:15 PM Set-up & Social Time
7:00 PM Meeting

Pacific Grove Community Center
515 Junipero Avenue
(at 15th Street)
Pacific Grove, CA 93950

What to Bring

- Cash or check for workshops/raffle/membership renewal
- Name tag
- Community Quilts and pillowcases
- UFOs
- Pen and calendar to volunteer
- Notions for Tie-In

Next Meeting

Annual Charity Tie-In

Monday, September 10, 2018

Help tie quilts for charity. Just think how these quilts, with bright splashes of color, will encourage those who have so many challenges ahead—you can help make someone smile. Join us on September 10th to meet our newest members and reconnect with old friends as we tie the quilts.



What to bring? A thimble, scissors, darning needle, and 1.5" or wider blue painter's tape, if you have it. Other supplies will be at the tables. I hope you all remember the knot I taught you last year!

For those of you who would be willing to take a binding project home after the meeting, it would be much appreciated. Just sign out the project like any other finishing project.

Remember to bring your checkbook or cash to pay your annual MPQG dues.

MPQG Calendar

September 7, 2018 @ 5PM

Doc Ricketts Quilt Reception - Steinbeck Museum

September 9, 2018 @ 1-3PM

15 Quilts for 15 Years: Quilts by Sharon Winter - Back Porch Fabrics

September 10, 2018

Annual Charity Event - Quilt Tying

September 29 & 30, 2018

Workshop: Jenny Lyon - *Fearless Free Motion Quilting*

October 1, 2018

General Meeting: Jenny Lyon - *Quilting is a Contact Sport*

November 5, 2018 @ 10AM

General Meeting: Quilt Slam - *Highlighting three guild members*

Have you renewed your MPQG membership?

Annual dues should be paid by or on the September 10th General Meeting.

In this newsletter:

President's Letter	Page 2
Upcoming Workshops	Page 2
Guild News and Activities	Page 2-5
2018/19 Program Schedule	Page 3
Charity and Fundraising News	Page 5-6
July Show and Tell	Page 7
Block of the Month	Page 8
Our Merchants	Page 9
Calendar, Road Trips, and Local Events	Page 10
Membership Dues Form	Page 11

President's Letter - September 2018

by Rita Jacques, stan2rita@sbcglobal.net, 360-561-6296

I am glowing at the moment. I have just received word that my grandniece just gave birth to an 8 lb. 2 oz. little boy named Brody. What a wonderful way to start a day. Thankfully I had his quilt finished and in the mail before he arrived—a first for me. His birth makes me think of all the changes it will mean for his family as everyone adapts to brand new roles of Mom, Dad, Grandma, Grandpa, and even Great-Great-Aunt. At least I think that's the title for me. I'll have to check in with ancestry to find what the appropriate title is.

Within the Guild, there are also changes happening. The three new members of the Board will be adjusting to new roles after the August 28th meeting. We are developing new relationships with the folks at the Monterey County Fair and PIQF. Hopefully you have all added your name to the list of volunteers to staff our booth at the County Fair and also share in our 32 hours of required white glove duties at the PIQF. Lastly, we are looking for new ways of combining our Winter Social and Grant Fundraiser to keep it exciting. I want to thank Claudia Gano for rising to the challenge of the party again this year and ask all of you to please share your ideas for making it fun and fruitful for all.

Remember: Change is good.

~Rita



Upcoming Workshops

September Workshop: Jenny Lyon

September 29 & 30, 2018

Fearless Free Motion Quilting

by Linda Garofalo, linda.garofalo27@yahoo.com, 415-444-6142

Jenny Lyon has been teaching quilting since 2006. In her September 29 & 30, 2018 workshop in Pacific Grove, "Fearless Free Motion Quilting." Jenny will guide us as we fearlessly play on fabric samples with confidence and learn various motifs with very little marking and no stencils. Mark your calendars for this fun workshop.

Registration is now open! You can sign up at the August meeting or send your registration form and check to Linda Garofalo (Linda.garofalo27@yahoo.com),



Guild News and Activities

Membership News

by Linda Branting, lmbranting@aol.com, 650-703-0531

HAVE YOU RENEWED YOUR MPQG MEMBERSHIP?

THANK YOU! to our 70 members who have already renewed their MPQG membership. Are you among them? If not, a handy form is attached on page 11. Kindly copy and send today along with your dues check of \$50 for our 2018-2019 year.

In addition to our always up-to-date on-line directory, I will produce a limited run of printed copies including only members with dues paid as of our September 10th Guild Meeting. If a printed directory is important to you, be sure to email me and I will save one for you. Also, after discovering how few members carry or use membership cards, the Board has decided to discontinue distribution. We do have some available from our last order, so if a membership card is important to you, let me know and I'll bring one for you—as long as our supply lasts—to our next meeting.

This month we welcome new member Ginger Ramirez of Marina to MPQG. Ginger certainly got a fabulous introduction to all we do—a pre-Fair peek at our Guild Challenge Quilts; an engaging and informative speaker; and loads of Show & Tell. Welcome, Ginger! We look forward to getting to know you.

Quilt Show 2019

by Kathrin Brown, kathrin.brown@gmail.com, 408-838-1004

The dates are set for our 41st Quilt Show: April 5, 6 & 7, 2019. We get to use Chau-tauqua Hall in Pacific Grove again, and it coincides with the Good Old Days (Saturday and Sunday) and the Saturday parade.



Now is the time to start recruiting for the open Quilt Show Committee positions.

As you know, we can't pull this off without our fabulous volunteers. A number of you are continuing in your positions or have already signed up for one. THANK YOU!!! Now, here are the open positions for 2019. If you have questions on any of the positions, please contact me and I can explain.

We need someone to for:

- ★ Awards Party
- ★ Signs
- ★ Transportation
- ★ Viewers' Choice Awards
- ★ Volunteer Coordinator

Please contact me if you are you are willing to take on one of these positions.

Best,

Kathrin, 2019 Quilt Show Chair

Member Quilt Show: Sharon Winter



Please join us...

Artist's Reception

Opening reception: Sunday, Sept. 9

1:00-3:00 p.m.

At Back Porch Fabrics

15 Quilts for 15 Years

Quilts by Sharon Winter

September 9 through October 23

Quilt Workshops Update

by Linda Garofalo, linda.garofalo27@yahoo.com, 415-444-6142

As those of you who were at the August meeting heard, thanks to the hard work of Phyllis Martin, we have a wonderful line-up of workshops for next year.

Our final workshop for 2018 is with Jenny Lyon on Sat/Sun September 29-30, to learn FEARLESS FREE MOTION QUILTING. There are only **four** spots left, so sign up soon if you want to participate!

Our first workshop in 2019 is with Kathy Doughty on Sat/Sun, March 30-31, where we will learn, THE MODERN WEDGE. Registration for this workshop will be open at our November 5th meeting.

If you have any questions regarding workshops, please contact Linda Garofalo at 415-444-6142.

Going to PIQF (Pacific International Quilt Festival)?

by Carole Olsen, caroleolsen@gmail.com

Discounted entrance tickets to Pacific International Quilt Festival will again be available to our guild members. Each ticket costs \$13 (a discount of \$2) and is good for all four days. The advantage of pre-purchasing is that you don't have to wait in line to get in; just wave your wristband at the door!

If you are interested, bring \$13 cash to the September 10th meeting. **Carole must have sign ups by Sept. 12.** She will bring wristbands to the Oct. 2nd meeting. PIQF is Oct. 12-16, 2017, at the Santa Clara Convention Center.



2018 UFO Challenge Update

by Donna Applegate, jaappleget@aol.com, 831-324-4316

There are three months remaining in our UFO Challenge. It is still not too late to enter. If you have not entered, just find a project to finish any way you desire and bring it in. Remember the old saying: "Better late than never." We have plans for each month. There will be no UFO Center in September because we will be tying quilts. In October, we are having three drawings for Quilting News shopping bags full of notions to help you with your projects. You only need one UFO to be included in this drawing. November will be the last month to record your UFOs. In December, we will have the end of challenge awards. The August UFO count is 55 projects completed. Let's keep up the good work!



[More information](#) about the 2018 UFO Challenge [registration form](#) can be found on the MPQG website. Registration forms and official rules will be available at the UFO Center.

Monterey County Fair

by Terann Carr, (831) 375-7881

Dates: August 30 - September 3

Hours: Thursday - Sunday from Noon to 11 p.m.

Monday, Noon to 10 p.m.

(Home Arts Building open until 9 p.m.)

\$10 at the door

Free Senior Day (62+) August 30 until 3 p.m.

Go to see the 57 Circle Challenge Quilts - it's going to be a beautiful display.

Also, our amazing Raffle Quilt was entered into the quilt show. So SHAKE YOUR TAIL FEATHERS and enjoy your local fair!

www.montereycountyfair.com



Lisa's Favorite Tools

by Marie Faile, failefamily@gmail.com

In case you weren't able to jot down all the amazing tools Lisa McKissick spoke about at August's meeting here is a list of the items. Underlined items are currently available at Back Porch Fabrics.



- Hex N More Ruler by Jaybird Quilts
- Sidekick Ruler and Super Sidekick by Jaybird Quilts
- Freezer paper for paper piecing
- Add-A-Quarter Ruler by CM Designs
- Dresden ruler
- Stripology Ruler by Creative Grids
- Gypsy Quilter Sit Upon
- Quick Curve Ruler and Mini Quick Curve Ruler by Sew Kind of Wonderful
- Colored crayons (color and heat set)
- Teflon applique pressing sheet
- Sissix cutting machine (for circles)
- Pressing bar (for flower stems)
- Turn-It-All (for turning)
- 505 basting spray
- Seam ripper (use ball end)
- Best Press starch alternative
- Flatter fabric relaxer
- Binding clips (for perfect 1/4" binding)
- Cheri's Cool Tool (for attaching Swarovski crystals)
- Grandmas Secret Spot Remover
- Swanamity quilt glove
- The Strip Stick (Not mentioned during the lecture but had for sale)

BOM Finished Quilts Anyone?

by Kathrin Brown, kathrin.brown@gmail.com

This month marks the 3-year anniversary of the revamped BOM (Block of the Month) program. And based on the number of blocks that have been turned in, it continues to be a successful activity.

There were 34 blocks were turned in at the August meeting! The winner was Julie Jezowski. No pressure though Julie!!!

Would you like to see what some of the quilts that were made from these blocks? Well here is a shout-out to winners to send me photos of their finished BOM quilts. Or if you have the quilt, bring it to Show & Tell.

Keep making blocks and I do take requests!

Here is a picture of the August BOM. See the website for more information on our [BOM program](#).



“What Goes Around” Challenge Quilts

by Linda Branting, brantinglm@aol.com, 650-703-0531

What goes around? A fabulous array of circles!

Thank you, thank you! to our fantastically imaginative members for creating 56 quilts for this year's challenge. Each and every one shows a brilliant, unique use of circles.

Our challenge quilts will be shown as a group in the Quilt Barn at the Monterey County Fair, August 30th - September 3rd. Visitors may vote for their favorites and the top three will be awarded “Viewers’ Choice” ribbons at our September 10th Guild meeting.

Challenge quilts will be available for pick up at that meeting. If you know you will not be able to attend, be sure to ask a friend to pick up your precious quilt.

REMINDER: On return, please keep your quilt safe—and remember where you put it—as we will look forward to seeing them all again in our Guild Quilt Show, April 5th - 7th.

Guild Quilt Challenge Committee

Dru Hammond, Linda Garofalo, and Linda Branting



Charity and Fundraising News

Doc Ricketts Quilt Reception

by Joan Costello, 831-247-1907



On September 7th at 5:00 p.m., the Steinbeck Center in Salinas will be hosting a party to dedicate our marvelous quilt. There will be music, drinks, and snacks. Children are welcome. The guild will be presented with a check, so it will be wonderful if lots of us show up!

Happy Birthday to Back Porch Fabrics!

by Gail Abeloe, gail@backporchfabrics.com

Back Porch Fabrics is celebrating 22 years in business with 22 treats that will be raffled off at the September meeting. The proceeds from raffle ticket sales will be donated to MPQG by shop owner and member Gail Abeloe.



CQFG Sew-In

by Terann Carr, (831) 375-7881

While I'm off to Minnesota to see friends and family the CQFG will meet at Buck Mountain Cabin, Dru Hammond's quilt retreat. The 3rd Friday works again this month so mark your calendars for September 21st. Plan to meet at the park and ride at the corner of Laureles Grade Rd. And Hwy 68 by 9:15 a.m. to carpool. Bring your own projects, maybe grab a binding project from the Tying Event, scheduled for our September general meeting. Of course, bring a lunch and enjoy the view. Call Dru for directions: 831-659-1507.


EASY WAY to Add to our Treasury

by Tina Magill, 831-649-1987, magill1242@gmail.com

You can benefit the guild when you sign up for eScrip and shop at Lucky's and other local shops using your phone number as your eScrip number. And sign up for AmazonSmile...they will make a donation to the Guild based on what you purchase.

eScrip allows for mass registration by the coordinator. I can do this for you and you'll get an email to confirm that you want to join. Again, it's free and only your phone number and an email are needed, just like a rewards card. We can get up to 3% of amounts spent!!!

I will have eScrip signup sheets, more info, and step-by-step directions at the next meeting. NEED HELP? Have questions? PLEASE ASK ME.



Garage Sale Demo

by Terann Carr, (831) 375-7881

Look for a display of the proper rolling of fabric at the Tying Event. There is room in our storage garage to store your donations until April, so take advantage of this time of preparation. We will be collecting items at the October and November meetings, so that gives you some time to sort your stashes. Once this is out of the way, you can concentrate on finishing the quilts you plan to enter in the Guild Show!

Please follow these guidelines when preparing your donations.

Quilters Garage Sale Guidelines

- All quilting and sewing related items IN GOOD CONDITION please!
- Send fabrics that are free of any and all odors.
- All fabric must be measured, rolled, taped with blue painters tape or stapled into zip lock bags and marked with a permanent marker. Questions? Check out guidelines below. Loose fabrics will not be accepted.

Measuring, Folding and Rolling

- One fabric per roll.
 - Exception: if you have a coordinated set of fat quarters, these can be taped in a stack.
 - Please fold fat quarters and use a piece of tape to secure the fold. This way they are easily recognizable.
 - One piece folded selvage to selvage:
 - Measure along selvage to nearest complete increment of yardage. If there is just a bit left, describe it as ___ + yards
 - Using same measuring process as above, if there is a lot left, you can guess the additional amount for a total.
- Fabric that measures 2 yards or more may be folded instead of rolled. Please measure and tape the fold. Write yardage on blue painters tape. These will go on a "flat fold" table.

Examples of measurements:

- Fat Quarter (approximately 18"x22")
- 2 yards (2 yards measured along selvage)
- 2 yards+ (2 yards plus more than a 1/4 yard)
- 2 yards total (multiple pieces of same fabric: 1 full yard plus pieces that equal 1 yard)
- If your fabric is smaller than 1/4 yard or a fat quarter, or you have the same fabric in multiple pieces, please put in zip lock bag
- A variety of scrap fabrics may be submitted in quart-size zip lock bags. These bags must be marked and stapled shut.

Marking

- Wrap/secure rolled or folded fabric with painters tape.
- Write measurements on tape used to secure fabric
- Coordinated fat quarters may be taped in a stack
- Scrap fabrics submitted in a zip lock bag must be marked as "Scraps" and the bag stapled shut.

Please contact us if other arrangements need to be made for turning in your treasures.



Show and Tell - August 2018



Bert Sison



Jamie Bellow



Cindy Brown



Joy Colangelo



Sally Miller



Jeanne Krener



Joan Costello



Danna Kittlitz



Kathrin Brown

See more amazing quilts on the [MPQG website!!](#)

Block of the Month: September 2018

* What Color is your Tulip? *



You might wonder: It is September, and Tulips are a spring flower. Well, maybe the lucky winner of these blocks will have the top completed by next spring :-). This Tulip block is a re-creation of the Tulip block by Missouri Quilt Star company.

(www.youtube.com/watch?v=NEMr02zvjiU)

Materials Needed

Leaves: (2) 5" squares of 2 different greens, (2) 5" squares of background (low volume)

Stem: 1.5" x 8.5" dark green or grey

Flowers: (4) 5" squares of four different fabrics of same color family (think Tulip), (4) squares of 2.5" squares of background fabric

Note: All seams are 1/4" unless noted otherwise.

Instructions

1. Mark a diagonal lines on all background squares - 2.5" and 5" squares
2. **Make flowers:** Place one each 2.5" background square in one corner of each 5" flower square to create 'snowball corner' aka 'flip & sew method' - see picture to the right. Sew on drawn diagonal line. Press to darker fabric. Trim off bottom corner piece.
3. Sew all four flower pieces together per picture. Press seams open.
4. **Make leaves:** Place one each background 5" square on top of each green square (right sides together). Sew 1/4" from drawn diagonal line on each side. Cut on diagonal line to create two each half square triangles. Press to dark side.
5. Sew each top leaf to bottom leaf per picture. Press seam open.
6. Sew stem to 2-leaf unit; then sew other 2-leaf unit to other side of stem. Press seams toward stem.
7. Sew flower unit to leaf unit. Press seam open.
8. Your flower should measure: 9.5" x 17.5"



Contact kathrin.brown@gmail.com if you have any questions.

Remember, we appreciate DIFFERENT blocks. So if you make multiple blocks, please use different fabrics. This BOM is due at the guild meeting on September 10, 2018. More info on the BOM on our [web site](http://www.mpgg.org/activities/block_of_the_month/) at www.mpgg.org/activities/block_of_the_month/


Our Merchants



HOLLY MABUTAS
OWNER & APPLIQUE DESIGNER

PO Box 1203 • 107-D The Alameda
San Juan Bautista, CA 95045

831.623.0200
FamilyThreads@att.net
FamilyThreads.org



Back Porch Fabrics
Fabulous Fabrics, Books & Quilting Tools

Gail E. Abeloe

(831) 375-4453 Gail@backporchfabrics.com
(831) 375-3755 fax www.backporchfabrics.com
157 Grand Avenue at Central, Pacific Grove, CA 93950



MODERN
handmade

QUILTING, FABRIC, PATTERNS & CLASSES

Come visit us for all of today's current designers including
Art Gallery, Alison Glass, Moda, Cotton & Steel, Tula Pink & more!

5403 Scotts Valley Dr. Suite F
(831) 713-5912

Hours: Tuesday - Saturday 10-5, Sunday 12-5
www.modernhandmadesupply.com

bella's
STUDIO

*Monterey's sewing, craft & design studio; where
inspiration and creativity are set free.*

CLASSES, WORKSHOPS, & SPECIAL EVENTS

BELLA LOFASO BRANCATO
140 West Franklin St., Suite 205, Monterey, CA 93940
www.bellastudiomonterey.com,
bella@bellastudiomonterey.com, 831.920.2272

Empty Spools  **Seminars 2019**

QUILT-MAKING WORKSHOPS

Asilomar Conference Grounds • Pacific Grove, California

Registration opened on Tuesday, May 1, 2018.



Holly Casey Quilts

**Custom Longarm
Machine Quilting**

45335 Vista Place
King City, CA 93930
(831) 385-3374
www.hollycaseyquilts.com
holly@hollycaseyquilts.com

*Sewing Machine Sales,
Repairs, Parts*



More Than Sewing

John Free
(831) 758-6429
*6 Rossi Cir., Suite E,
Salinas, Ca. 93907*



Machine Medics
831-479-8117

Sewing Machine Repair
Karen and Luis Gonzalez
www.machinemedicssc@gmail.com
P.O. Box 605
Capitola, CA. 95010



Bay Quilts

5327 Jacuzzi St., 3-C
Richmond, CA 94808



Nimble Thimble

A Quaint Quilt Shop in
Beautiful Downtown Gilroy

Fabrics ★ Books ★ Patterns ★ Notions ★ Classes ★ Gifts

Over 3,000 Bolts of Fabric & Large Selection of 108" Quilt Backs

See website for store hours.

7455 Monterey Street • Gilroy, CA 95020
(408) 842-6501 • www.NimbleThimble.com

Calendar, Road Trips, and Events

Now thru October 14: SJ Quilt Museum: *Frau Fiber vs. The Machines* (ends Sept. 2nd); *The Art of Labor*, SDA Members Juried Exhibition 2018; *Vantage Point: Maggy Rozycki Hiltner*; *Cut It Out! Explorations in Contemporary Paper Cutting*. 520 S. First Street, San Jose, CA. www.sjquiltmuseum.org


Sept. 3 - Oct. 2: Bay Quilts: *What If?* quilts by Ann Rhode. Reception on Sept. 2, 1-4 p.m. at 5327 Jacuzzi St. 3-C, Richmond, CA. bay-quilts.shoplightspeed.com

Sept. 8: Quilts by the Sea by Peacemakers by the Sea at LDS Church Cultural Hall, 475 California Ave., Moss Beach (north of Half-moon Bay). Sat: 10 a.m.-4 p.m. Free.

Sept. 9 - Oct. 23: Back Porch Fabrics: *15 Quilts for 15 Years*, quilts by Sharon Winter. **Opening reception on Sept. 9, 1-3 p.m.** at 157 Grand at Central, Pacific Grove, CA. www.backporchfabrics.com

Sept. 22-23: Featured Artist: Eleanor Burns. Alden Lane Nursery. 981 Alden Lane, Livermore, CA. www.aldenlane.com/events/quilting-in-the-garden

Oct. 19-21: Mountain Heirloom Quilt Faire by Independence Hall Quilters. Ironstone Vineyards in Murphys, CA. Admission for the entire weekend is \$8. Other things to enjoy in the area are wine tasting, shopping, history, and Calaveras big trees. Deadline for entering quilt, needle art, or a doll in the show is September 10th. For more information, email guild@ihquilter.com or call Jodi Lea Greenfield (209-795-7425) or Joanne Padelford (209-795-2172).



MPQG Friendship Groups

Open to all MPQG members. Please contact the member listed below. If you would like an introduction to a group, or if you need help forming a new friendship group, contact Marjorie Longo, 831-624-8649 or frumml@aol.com

<u>Salinas</u> <i>Que Sera Sera</i> Meets every Monday , 11-2pm Active Senior Center Susan Riddoch, 831-449-6315 Focus on embellishments.	<u>Monterey</u> <i>Friends of Fred</i> Meets the 3rd Monday 7:00 - 9:00 p.m. Regina Liske, 831-333-9302	<u>Carmel</u> <i>Tea Timers</i> Meets Wednesday 1:30 to 3:30 p.m. Pat Tillson, 831-625-4123 All levels meet to do handwork	<u>Pacific Grove</u> <i>Stitch and Dine</i> Meets the 2nd Thursday 3:00 - 7:00 p.m. Gudny Campbell, 831-372-6369 Sewing and dinner.
<u>Carmel Valley</u> <i>Cut-Ups</i> Meets the 1st Thursday 12-4pm, St. Dunstan's Church; Liz Rondelle, 831-601-0330 Meets to sew, share mini demos, group challenges, and charity quilts. Large tables available.	<u>Mid Carmel Valley</u> <i>Valley Girls</i> Meets the 3rd Thursday 1:00 to 4:00 p.m. Dru Hammond, 831-659-1507 All levels meet for sewing and some group projects.	<u>Carmel</u> <i>Out of the Box Quilters</i> Meets the 2nd and 4th Thursdays 1:00 - 4:00 p.m. Marjorie Longo, 831-624-8649 All levels meet to sew, discuss, and create. Large tables available.	<u>Laguna Seca area</u> <i>Charity Quilt Friendship Group</i> Meets the 3rd Friday 9:30 a.m. to ?? Terann Carr, 831-375-7881 All welcome to participate.

Pines & Needles Newsletter

It is available online at www.mpqg.org. Articles are due on the 13th of the prior month. Please send items to the editor via email at failefamily@gmail.com. *Pines & Needles* newsletter editor Marie Faile reserves the right to edit all submissions for content, length, or otherwise for publication.

Member Advertising Rates per Issue: \$5.00 Business Card; \$10.00 1/4 page; \$18.50 1/2 page; and \$30.00 full page. Annual rates are available. Advertisers should be quilting-related businesses.

Privacy Policy

Any contact information provided in this newsletter - whether phone number, email, address or otherwise is for the convenience and use of MPQG members, our advertisers and sponsors, and sharing newsletter guilds only. The information may not be sold or used for advertising, spam, commercial or other purposes without the written approval of the MPQG Board.

Date Paid _____

Check # _____

Check Amount _____

MPQG 2018/2019 MEMBERSHIP

FOR NEW AND RENEWING MEMBERS

Due by September 10th Guild Meeting
and gratefully accepted now

Annual MPQG membership fee for new and renewing members is \$50.
Please write checks payable to MPQG and hand to Linda Branting at the
August or September Guild meeting with this form...or send to me:
Linda Branting, MPQG Membership, P O Box 2715, Carmel, CA 93921

Your name (please print): _____

If you are currently a member and have no changes in your contact info,
that's all we need. Thank you for renewing your MPQG membership!

If you are a new member or have updates to the contact info we have
on file for you, please fill in any **CHANGES**:

Address: _____

City/State/Zip: _____

Home Phone: _____ Cell Phone: _____

Email address: _____

Thank you for your continuing membership in MPQG.
We appreciate all you do to keep our guild strong and vibrant!