



General Meeting: Monday, January 5th

Refreshments/Committees 6:30 p.m., Lecture 7:15 p.m.

Pacific Grove Community Center, 515 Junipero Ave, Pacific Grove

FUTURE LECTURES

Jan. 5

Mike McNamara
*Humor, Meaning, &
Metaphors in Quilt-
Making*

Feb. 2

Jody Orht, *Judging*

Mar. 4

Sylvia Einstein
*Celebrating with
Needle & Thread*

FUTURE WORKSHOPS

Sat. Feb 28

Sylvia Einstein
Little Towns

Sun. May 3

Colleen Granger
Carpenter's Square

Mike McNamara (who goes by Mac) made his first quilt in 1976. He's a long-standing member of two guilds: The Quilters Connection of Watertown, Massachusetts, and the Pajaro Valley Quilters Association of Santa Cruz. He's active with both guilds, assisting with their annual shows.

Mac likes to make (and teach) quilt-making using free-form curved piecing techniques, a mix of color values, resulting in a finished quilt that hopefully reads: "Hey this looks like some kids made this!" He has a long-arm machine and machine quilts all his own pieces.

He likes to make statements with his quilts: either a comment on our world, or a tribute to the person or people for whom the quilt is made. He loves to reinvent or reinterpret quilt blocks with his own personal insight - he has created 13 versions of his Double Wedding Ring; he's given Sunbonnet Sue a personality; and has his own version of a 'Manly Man' quilt. Having lived here in California for many years, he has developed his own "fault" line of quilt - just ask him about them.

His philosophy on cotton fabric - is "All fabric is one," and has never met a piece of cotton he couldn't use in a quilt, no matter how ugly, strange, or oddly colored. His philosophy on color: "I don't like any color, I love them all."

OPPORTUNITY QUILT 2010 - Needed by the January Board Meeting

Please put on your creativity hats because we need a quilt for our quilt show. The Board needs your help with this....see the information below.

The MPQG Board of Directors is accepting letters of application for the design of the 2010 Opportunity Quilt. Please submit your ideas for the design which should include the design, color scheme, and size. Please identify the people who would be willing to work on the construction of the quilt, if possible. This letter needs to be submitted to Sharon Coniglio by the January Board meeting, Jan. 13th.

- This quilt needs to be completed by August, 2009 to be available for ticket sales during the August Monterey County Fair.
- The drawing for the quilt will be at the June 2010 Quilt Show.

Contact Sharon Coniglio if you have questions. (624-3429 or sharon.coniglio@comcast.net)

2009 Challenge Packets-ON SALE NOW

The packets sell for \$10 and there are only 26 packets available so get yours soon. Challenge quilts should be completed by our JULY 09 meeting so that they can be displayed at the August County Fair. If you have any questions, please see Colleen at the Challenge table in January.

Colleen Johnson
2009 Challenge Quilt

Holiday Party

Thank you, Thank you, Thank you -- for bringing wonderful treats, for sharing your traditions, for participating in the basket raffle, the silent auction, and being a reader for The Night before Christmas.

Thank you to all who provided the wonderful baskets.

Thank you to the following:

Basket Table Set Up-Alicia Lafferty, Claudia Gano; **Silent Auction**-Roberta Brunet; **Raffle Sells**-Mindy Leliart, Gail Hoff; **Refreshment Set Up**-Claudia Sanders' Group; **Greeters**-Colleen Green, Stella LePine, Roberta Brunet; **Name tags**-Steve Clizbe, Florence Lee; **Table Cloth Helpers**-June Cornell, Amanda Humphreys, Jane Garrettson, Nancy Robertson, Suzy Campbell, Paulette Logue; **Set Up Photographer**-Jackie Trytten; and to George Hayhoe for setting up the library.

Thank you to the Board members and many others who helped with the set up and clean up.

I enjoyed the evening and hope that you did. Let's do this again next year!

Sharon Coniglio

Membership

Dear Guild Members,

We would like to inform everyone of our decision to resign as Membership Co-Chairs. Because of other commitments, we will be unable to be at every meeting or have the extra time required for the membership duties. We will attend meetings and participate in guild events as our schedule allows. If anyone has an interest in taking over as Membership Chairperson(s), please contact someone on the Board.

Sincere wishes for a Happy New Year,
Florence and Steve

Board Meeting

Monthly meetings are held at 6:30 pm.

The next Board meeting will be held **on Jan. 13th** at 6:30 pm at St. John's Episcopal Church, 1490 Mark Thomas Dr. Monterey, CA.

Community Liaison

Many thanks to all who participated in the massive in-gathering of Community Outreach Quilts at the holiday party! You are all awesome. Every effort is appreciated by me and the rest of the guild at large because it helps us all stand out generously in the community that we hope to serve. I know that some of you were stressed about what you were able to do. Please don't be!!! As with all guild activities and maybe life in general, if it doesn't feel good, please don't do it! I really do love you all and thanks again for this productive year! Numbers from the party were 45 Dialysis/Casa quilts and 50 or so Neo Natal/Infant Urgent Care.

Sally Deykerhoff, Community Liaison

MPC Quilting Class

Monterey Peninsula College will be offering the following course this spring which will focus on quilting projects.

Fashion 126 *Specialized Sewing Options*
Section #: 4517

Time: Tuesdays 1-4pm

Instructor: Aschenbrenne

Dates: February. 03- April 28.

Place: Family and Consumer Science Building (FC 106)

Registration for the class begins on November 24.
If you were not an MPC student for Fall, 2008 you will need to apply for Spring classes.

Go to www.mpc.edu for admission and registration information.

Contact Sharon Coniglio for additional information.
(sharon.coniglio@comcast.net or 624-3429)

Kaffe Fassett

Friday, January 2, 2009

Book Signing 2-3 pm

Back Porch Fabrics
157 Grand Ave. Pacific Grove
831-375-4453

Lecture at 7:00 pm

Robert Down School
485 Pine Ave. Pacific Grove
Advance tickets \$15

For sale

LauraStar Magic S4 high quality
ironing system
new (used only once), in mint
condition
asking \$895 or best offer

paid over \$1300 last year. Bonus
DVD included.

View at www.laurastar.com

Call Noel Sheets 831-424-0476 or
320-8439

*Your Home Town
Sewing Center* 

**We've Moved – Just around the
corner, next to the Laundramat**
215-L Reservation Rd, Marina, CA 93933

Pfaff & Bernina machines, Service/repair all
brands, Software, Classes, Fabric, Notions,
Yarn & knitting supplies, Books & patterns,
and much, much more.

(831) 582-2595 – www.hometownsewing.com

COLORS OF CHANGE

November 12 through
December 31, 2008-
An exhibit of quilted creations
in batiks and silk by Regina
Liske will be at
The UU Church of the
Monterey Peninsula in
Carmel, California, 409
Aguajito Road.
Hours: Mon-Fri 9 - 1 pm and
2 - 5 pm,
Sundays 9-30 - 1 pm.
For information
Call (831) 624-7404 or Regina
at (831) 333-9302.

Coats of Many Colors

Garments by Norma Petersen

December 7th thru February 5, 2009

Back Porch Fabrics Gallery,

157 Grand Ave., Pacific Grove, CA 93950

Ph. 831-375-4453, Mon-Sat 10-5; Sun 12-4

Workshop Registration Form

Please sign me up for:

	<u>Members</u>	<u>Non-</u> <u>Members</u>
Feb 28 Sylvia Einstein Little Towns	\$ 40.00	\$50.00
May 3 Colleen Granger Carpenter's Square	\$ 40.00	\$50.00

Name: _____

Telephone: _____

Address: _____

Email: _____

Make your check payable to MPQG and send to Carole Olsen, One Via Campana, Monterey, 93940. Questions? Call Carole at 831.372.9289.

Please note: Places are secured in all workshops when payment is received. If you need to cancel, please give at least 7 days notice. No refunds will be made unless replacement can be found.

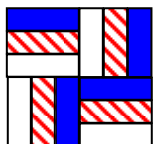
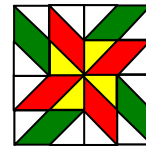
Block of the Month

Happy New Year, Everyone!



I just want to remind you ardent BOM-ers that there was no formal BOM for December but I presented a challenge in the newsletter for you to try one from the JinnyBeyer.com website. If you made a Grandma's Star, please bring it to the January MPWG meeting to show it off and receive your chocolate treat!

Also, the January BOM is the Friendship Star, Variation 5. You can find it in the newsletter from last month.



The February BOM is the one in this issue of your MPQG Newsletter and is the Rail Fence block. I've included a little chart for making different sizes of this block, as well.

I miss seeing everyone at the meetings, but am grateful to Dale Agron for presenting your BOM each month. Thank you, Dale!

Have fun, all – Yours, Debbie Biller

Note from Jan Krentz

I have put photos from our November workshop on my blog. Take a look. Here is the link:

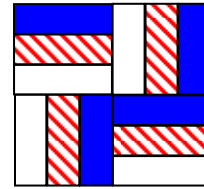
<http://www.jankrentz.com/weblog/?p=441>

Jan Krentz

WEBSITE: www.jankrentz.com/

BLOG: www.jankrentz.com/weblog/

Rail Fence
Block of the Month
February, 2009



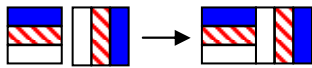
In honor of Abraham Lincoln in his birth month, it seems appropriate to choose this block. (Could we rename it 'Lincoln Logs' for the occasion?) Using the description below, you will make an unfinished 12-1/2" block. As always, use careful 1/4" seams, pressing as you go!



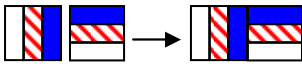
1. Cut 2-1/2" strips at least 27 inches long from red, white and blue fabrics – one of each. Sew them together to make a 6-1/2" x 27" strip. Press all the seams down.



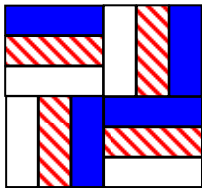
2. Trim the left edge of the constructed strip to straighten it, then cut four pieces 6-1/2" wide, discarding any remaining scraps. Each piece will measure 6-1/2" square.



3. Using two of the 6-1/2" squares, arrange them as shown and sew them together. Press the seam toward the right. The resulting unit will measure 6-1/2" x 12-1/2".

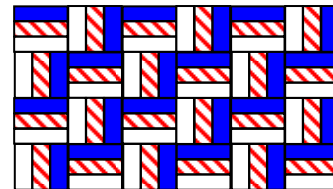


4. Using the remaining two 6-1/2" squares, arrange them as shown and sew them together. Press the seam toward the left. The unit will measure 6-1/2" x 12-1/2".



5. Sew together the two units made in steps 3 and 4 to complete your 12-1/2" (unfinished) Rail Fence block.

You can see that if you put several of these together you will get a design like this:



If you use strips this width & cut the initial squares to be you will have **finished** blocks this size

If you use strips this width	& cut the initial squares to be	you will have finished blocks this size
3"	8"	15"
2-1/2"	6-1/2"	12"
2"	5"	9"
1-1/2"	3-1/2"	6"
1-1/4"	2-3/4"	4-1/2"
1"	2"	3" (that's pretty small!)

Here are some New Year's Resolutions for Quilters

- Give away one UFO that I will never work on or complete.
- Make and donate a quilt to charity.
- Participate in an online chat group with quilters.
- Enter a contest. It doesn't matter if you win or not.
- Go online and check out all of the quilt sites.
- Buy new rotary cutter blades and replace that old one in your cutter.
- Participate in a quilt block swap.
- Attend a local quilt show.
- Buy new sewing machine needles and use them.
- If you piece, try appliqué.
- If you appliqué, try machine quilting.
- If you machine quilt, try hand-piecing.
- Join a local community group or quilt guild.
- Buy or borrow a few new quilt books.
- Dye some fabric.
- Challenge yourself to make a quilted gift for someone.
- Try paper piecing.
- Try foundation piecing.
- Make a quilt just for yourself. Use this quilt every chance you get.
- Ask for quilt magazine subscriptions for holiday/birthday gifts.
- Take a class on how to use your sewing machine.
- Make time to quilt every week.
- Teach someone else to quilt.
- Write an article for your guild newsletter.
- Learn to machine quilt or embroider.
- Learn to appreciate art quilts.
- Take a class on a new technique, or a technique you think you dislike.
- Restore an antique quilt.
- Ask relatives if your family has any family quilts and ask to see them.
- Document your quilts - put labels on them.
- Display your quilts. Try folding over chairs, buy a quilt rack, or folding some on the foot of the guest bed.
- Display folded quilts in a bookcase.
- Spend time quilting with your mom, your grandmother, your daughter, or your girlfriend.
- Bring your husband to a guild meeting.
- Give extra fabric, thread, needles, etc. to a women's shelter or other charitable organization.
- Volunteer to serve your guild as an officer or chairperson.

**Monterey Peninsula Quilters Guild
P.O. Box 1025
Pacific Grove, CA 93950**

**Do Not Forward
Return Service Requested**

**General Meeting- Monday, January 5th, 6:30 p.m.
Pacific Grove Community Center, 515 Junipero Ave, Pacific Grove**

Meetings are usually held the first Monday of each month at 7:15 p.m. **Please check the front page for any schedule or location changes.** Many members arrive at 6:30 p.m. for an informal social time.

Board Meetings Monthly meetings are held at 6:30 pm. The next Board meeting will be held **on Jan. 13th** at 6:30 pm at St. John's Episcopal Church, 1490 Mark Thomas Dr. Monterey, CA.

Membership New members are always welcome. Initial dues are \$40.00. Renewals are \$35.00 due by August 31 of each year in order to be in the current directory. You are delinquent after September 30 and must pay \$40.00 to renew.

Guests are welcome at general meetings. A \$3.00 fee is charged for entry and participation.

Newsletter Articles for the newsletter are due by 8 p.m. on the 15th of the prior month. Please send all items directly in an email to me at janet.borchardt@sbcglobal.net

Advertisement Rates per Issue

\$5.00 Business Card \$10.00 1/4 page \$18.50 1/2 page \$30.00 full page