



General Meeting: **Monday, July 6th**

Refreshments/Committees 6:30 p.m., Lecture 7:15 p.m.

Pacific Grove Community Center, 515 Junipero Ave, Pacific Grove

Monday, July 6th

Andi Perejda

“Quilting designs-Styles &
Textures Trunk Show



FUTURE LECTURES

August 3 Community Liaison and
Garage Sale

September 14 Judith Content
Insight and Inspiration

October 5 Freddy Moran
New Work Trunk Show

November 2 Christine Barnes
Magic Fabrics, Special Effects

December 7 Holiday Party

UPCOMING WORKSHOPS

Sat., October 3 Freddy Moran
Liberated Wedding Ring

November 1 Christine Barnes
Luminosity

“Quilting Designs: Styles and Textures”

For Andi Perejda, quilt making is a “fascination and an insuppressible urge”. Well known as an award-winning quilt maker, teacher and NQA certified quilt judge, her enthusiasm for quilts and quilting has taken her on an ever widening artistic path. From her pieced *Circle of Illusion* and *Just Plane Fun* her journey with fabric has led her to master appliqué, and hand quilting; travel as a teacher and lecturer; and train as a quilt judge to her current interests in fabric dyeing, textural enhancement and embellishment of her quilts.

Andi regularly enters regional and national shows and has won many prizes including Best of Show, Best Innovative Design, Merit Hand Quilting, Appliqué Master, and First Place Naturescape Art Quilts. Her quilts have been published widely in periodicals and books. Her most recent literary project was editing the *Guide to Judged Quilt Shows* just released by NQA.

Our lecture this evening will be Quilting Designs: Styles and Textures. Using Andi’s quilts as examples, she will tell us about a variety of quilting motifs and possible ways to use them. As she says on her website “One of the joys of making quilts is sharing them with other people and realizing that I have communicated something that causes them to pause for a moment and consider.”

Community Liaison

Don't forget Liaison Night is scheduled for our meeting on August 3rd. Please bring your hand sewing tools and a fat needle if you have one. We will be tying as many community quilts as we can that night. The average size of these quilts is 40X60. If you have designed your own liaison tops and wish to get help tying them that night, try to make sure they fit into that size format because that is how big the backing will be. Piecing the backing is too difficult on the night of this event. Let me know at the July meeting if you will be bringing something to tie at the Liaison night so that I can plan to have the supplies there for us to finish it off.

Thanks

Sally Deykerhoff, Community Liaison

2009-11 MPQG Officer Recruitment

We have pending nominations for the following MPQG Board positions beginning September 1:

President Jeanne Mills (succeeding Roberta Brunet)
2nd Vice President Dee Davis (succeeding Jeanne Krener)
Program Coordinator Pending (succeeding Carol Catalano)
Communication Coordinator Jeanne Krener (succeeding Janet Borchardt)
Community Outreach Coordinator Terann Carr (succeeding Sally Deykerhoff)

Additional nominations can be made from the floor during our August 3 guild meeting. A vote will be taken, and the new officers will begin as of September 1, 2009 for a two year term ending August 30, 2011.

They will join the remaining voting members who are serving their second year on the Board through August 30, 2011. This includes Stella Le Pine (1st Vice President), Susan Michelson (Secretary), Lauren O'Neill (Treasurer), Alicia Lafferty (Activities Coordinator), Sharon Coniglio (Fundraising Coordinator) and Mary Mora (Membership Coordinator).

Jeanne R. Krener

Hospitality

My plea for goodies came through! Barbara Barrieau, Kay Barron, Gloria Hatton, Jeannie Kelly, Karen Shaffer, Bert Sisson, and Marrienne Shaffer were the ones who signed up to bring the goodies. There were a few others who contributed. Team Sherrill, Pat and Bev helped with setting up. Thanks gals.

Claudia Saunders

Board Meeting

The next Board meeting will be held on **July 14th** at 6:30 pm at St. John's Episcopal Church, 1490 Mark Thomas Dr. Monterey, CA

Door Prize report

Susan Hale donated a basket full of over 20 fat quarters, 2 bottles of wine, a box of pins, and Ruth McDowell's "Piecing Workshop" book. Thank you Susan and congratulations are in order as well for being the winner of the June birthday drawing for the "Dear Jane" panel and fat quarters donated by Your Hometown Sewing Center.

We had an anonymous donation of a \$25 gift certificate to Back Porch Fabrics, and a collection of 3 Japanese Inspired books pulled together from our stash. Our lucky June winners were Joyce Mullen, Cindy Brown, and Marianne Tatum! Congratulations and thank you ladies!

Your Door Prize Co-Chairs,
Gail Hoff & Mindy Leliaert

Quilt Show 2010

Quilt Show 2010 is set for an encore performance at Seaside High on the second weekend in June 2010 (June 12 - 13). Let's make it another wonderful show with lots of quilts and wearable art!

Marge Abel, 2010 Quilt Show Chair

MPQG Website

The new website is up and I need more pictures of the members' work. If you have a photograph of any of your quilts that you would like to see on the website in a slide show format, please send them to me with any information you wish to provide. Also, label any pictures so that I may return them to you.

If any of the committee chairs or project coordinators would like to update their information, please send it! Thanks, Cheryl

The site will be evolving all this summer, so if you have ideas or suggestions, please send them to: dacherpwd@gmail.com or mail to; Cheryl Smith

830 Quail Ridge Lane
Corral de Tierra, CA 93908

Challenge Quilt

"IT'S TIME FOR THE REVEAL"

This is your reminder and request to bring your completed 2009 challenge quilt, with sleeve, to the July meeting. Make sure your name is on the quilt so that I can return it after the August Fair display.

I am anxious to see the variety of holidays represented by our creative and original artists in their "Celebration of Holidays" challenge. It should be a great show and tell...it would be stupendous if we had all 26 packets in the showing.

COLLEEN JOHNSON, 2009 Challenge.

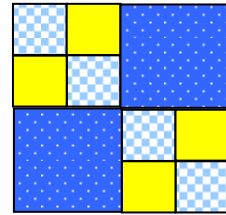
Block of the Month

I've enjoyed working on the instructions for Block of the Month for you during the past two years, and as I had anticipated, it's kept me motivated to keep quilting, even if it's just a little bit, during a time period when I've been very busy with work. I do hope you've enjoyed doing the BOM with me, and that some of you have been able to make enough of them that you now have at least one quilt top (maybe a whole quilt!) completed. I'll see you soon – let's go quilting!

Sincerely, Debbie Biller

Deb's Farewell
 Block of the Month – August, 2009

Let's make this very simple block in shades of blue and yellow prints. Use careful 1/4" seams, and press the seams as you go to help you make a block measuring exactly 12-1/2" square (unfinished).



Cut:

Medium-dark blue print: two 6-1/2" squares

Lighter blue print: one 3-1/2" x 15" strip

Yellow print: one 3-1/2" x 15" strip

Construction

1. Right sides together, sew the two strips together using an exact 1/4" seam. Press the seam toward the blue side of the strip set.



2. You'll have enough extra to be able to trim the strip set slightly so that it's exactly rectangular, if it isn't already. From the strip set cut four 3-1/2" pieces.



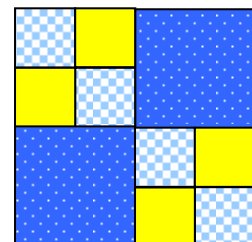
3. Using two of the pieces you've just cut, make a four-patch. Press the seam to one side. Repeat this step to make two four-patches.



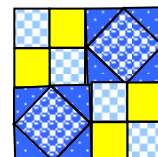
4. Sew together one four-patch and one medium-blue 6-1/2" square. Press the seam toward the medium-blue side. Repeat this step using the other four-patch and the other 6-1/2" square.



5. Sew together the two units created in step five to complete your 12-1/2" Deb's Farewell block.



As a variant you could use a square-in-a-square for the 6-1/2" square, and it would look something like this:



Back Porch Fabrics

*Stop by on the
3rd Saturday of each month
at 10:30 or 2:00 for a
Free Quilt Demo*

157 Grand Ave. at Central
Pacific Grove, California
831-375-4453

Check new class schedules on
Our website:
<http://www.backporchfabrics.com>



Holly Casey Quilts

Custom Longarm Machine Quilting

45335 Vista Place
King City, CA 93930
(831) 385-3374
www.hollycaseyquilts.com
holly@hollycaseyquilts.com

*Your Home Town
Sewing Center* 

**We've Moved – Just around the
corner, next to the Laundramat**

215 L Reservation Rd, Marina, CA 93933

Pfaff & Bernina machines, Service/repair all
brands, Software, Classes, Fabric, Notions,
Yarn & knitting supplies, Books & patterns,
and much, much more.

(831) 582-2585 - www.hometownsewing.com

Kathleen's Playhouse

Quilts by Kathleen & Kevin Crittenden
June 14 – August 5

Back Porch Fabrics and Quilt Gallery
157 Grand Ave., Pacific Grove, CA 93950
831-375-445

"We Do It All"

The Quiltin' Lady

Professional Long Arm Quilting



Bonnie Lee
831-601-3209

Thequiltinlady@redshifi.com

MINI-GARAGE SALE August 3, 2009 Meeting

- ✓ Be ready to purchase:
 - Book soft back @ \$1.00
 - Book hard back @ \$2.00
 - Quilt scraps per bag @ \$1.00
 - Quilt fabric per yard @ \$1.00
 - Quilt fat quarters @ 50 cents each
 - Pattern (quilt and wearable art) @ 50 cents

Bring:

- ✓ BYOB (*Bring your own shopping bag*)
- ✓ BYOM (*Bring small money denominations--quarters, \$1, \$5, \$10*)

Plan to shop until you drop!!!!

Donation sign up is still available. (*Thanks to the 20 that have signed up to bring items*)

Please sign up on the sheet at the July meeting or contact Sharon Coniglio (Sharon.coniglio@comcast.net or 624-3429.)

Donation Guidelines:

Put fabric items less than a yard in gallon size zip lock plastic bags.

Roll and put a rubber band around fat quarters.

Identify the amount of yardage for pieces that are 1 yard or larger.

Helpers

A few more helpers are needed for the garage sale. Please sign up on the sheet at the July meeting or contact Sharon Coniglio.

(Sharon.coniglio@comcast.net or 624-3429)

One more thing.....We will probably have some items left over from the sale. Please let Sharon Coniglio know of places that are willing to accept books, fabric and patterns as donations.

Sharon Coniglio

Future Workshops

Save time for two wonderful teachers in the fall. In October we will have the wonderful Freddy Moran back with us for a great class. We have reserved colorist Christine Barnes for our November workshop.

<i>Please sign me up for:</i>		<u>Members</u>	<u>Non-Members</u>
Sat. Oct. 3	Freddy Moran Liberated Wedding Ring	\$ 40.00	\$50.00
Sun. Nov. 1	Christine Barnes Luminosity	\$40.00	\$50.00
Name: _____			
Telephone: _____			
Address: _____			
Email: _____			

Make your check payable to MPQG and send to Dee Davis, 1338 Lincoln Ave., Pacific Grove, 93950 Questions?
Email workshops@mpqg.org or call Dee @ 831-372-6454.

Please note: Places are secured in all workshops when payment is received. If you need to cancel, please give at least 7 days notice. No refunds will be made unless replacement can be found.

MPQG Planning Calendar

Monthly

Except where noted; every month requires volunteer support for the following: Program Speaker and Workshop, Door Prize, Hospitality, Newsletter Preparation, Website Update and Management, Community Liaison, Facility Coordination, Block of the Month, Library

September

New Fiscal Year Begins September 1
Membership renewals due by September MPQG meeting

October

Opportunity Quilt Tickets Distributed to members
Issue Updated MPQG Membership Directory
Call for Community Grant Award Proposals
Call for Volunteers for December Fundraising Party
Call for new Opportunity Quilt Design Proposals

November

Finalize Opportunity Quilt Design and Coordination
Challenge Quilt Format Determined

December

Holiday Fundraising Party
No Program Lecture or Workshop
No Board Meeting

January

Challenge Quilt Packets Distributed
Review and Finalize MPQG Grant Awards (from Holiday Party proceeds)

February

Publish Quilt Show Entry Forms (every other year)
Announce MPQG Grant Awards to Community Agencies

March

Quilt Show Preview (every other year)

April

Commit Community Service Night (July or August, subject to change)
MPQG Board evaluation of organization assignments & potential volunteers

May

Review and Finalize Member Fee Levels Year beginning Sept. 1
Finalize Meeting Calendar for Year beginning Sept 1
Develop Nominations for MPQG Executive Board and Standing Coordinators

June

Quilt Show (Every Other Year)

Volunteer Signups for August County Fair
Design Re-Enrollment Forms with Member Survey
New Year Budget Proposals Due to Treasurer
Call for Volunteers for MPQG Supporting Committees

July

Membership Vote for Board and Coordinator Nominations

Membership Re-enrollment Begins
Challenge Quilts Due at July Meeting
Design and print Opportunity Quilt Tickets

August

Community Service Night (no lecture or workshop)
Membership Re-enrollment Continues
Announce Volunteers for MPQG Supporting Committees
Monterey County Fair Quilt Exhibit
Finalize Budget for next year beginning September 1
MPQG Board/Coordinator/Committee Orientation

Close Books on fiscal year ending August 30

MPQG Membership Renewal Form-2009/2010

Greetings members/friends: To renew your Membership, complete the form below and enclose payment. **Renewal Membership fee is \$35.00; New and Lapsed Member fee is \$40.00.** Do not send Cash through the mail. Make checks payable to "MPQG".

Members receive a monthly newsletter link via email, so be sure and provide your email address- please **Print** legibly all information. If you do not wish to receive the newsletter link via email, indicate that in the space provided below.

You will be included in our Member Directory if renewed by September 30, unless you prefer not to be listed.

Mail your application and check to: Mary Mora/MPQG Membership
829 Camille Court
Salinas, CA 93905-1109

Name: _____

Address: _____

City/State/Zip: _____

Home Phone #: _____ Cell Phone#: _____

Email address: _____

Do you wish to receive the monthly newsletter via email? Yes___ No___

Do you wish to be listed in the Membership Directory? Yes___ No___

Please check volunteer positions you are interested in:

Challenge quilt___ Community Outreach Projects___ Door Prize___

Friendship groups___ Greeter___ Handwork/Finishing Quilts___

Holiday Party___ Hospitality___ Library___ Membership___

Newsletter___ NCQC Representative___ Opportunity Quilt___

Programs___ Publicity___ Quilt Show___ Web Site___

Workshops___ Block of the Month___

Please volunteer to help the Guild have another successful and eventful year. Any questions, I can be contacted at 831/424-7043 or email mmoraelva@aol.com. Thanks!

2009 Monterey County Fair

The entries are due by July 10th (mailed). An alternative would be to have those who do not use the internet to contact me (Teri, 375-3611) for a copy of this listing. The new numbers are on the internet www.montereycountyfair.com

NOTE: The class numbers in the Fair Handbook were changed after the book was printed. Amended Class numbers for 2009 Monterey County Fair. Please use these numbers when entering your quilts:

Entry Fees:(Per Entry).....\$1.00

**DIVISION 194 HAND QUILTED
BY EXHIBITOR**

**DIVISION 195 HAND QUILTED
BY OTHER**

**DIVISION 196 MACHINE
QUILTED BY EXHIBITOR**

**DIVISION 197 MACHINE
QUILTED BY OTHER**

DIVISION 198 TIED

DIVISION 199 GROUP QUILT

DIVISION 200 FIRST QUILT

CLASS:

MINIATURE – Not to exceed 10” x 24”

1. Pieced
2. Appliqué
3. Pieced & Appliqué
4. Holiday
5. Fair Theme
6. Other

WALL HANGING – Total perimeter of 160” or more

13. Pieced
14. Appliqué
15. Pieced & Appliqué
16. Holiday
17. Fair Theme
18. Other

LAP QUILT – Total perimeter of 181” to 280”

25. Pieced
26. Appliqué
27. Pieced & Appliqué
28. Holiday
29. Fair Theme
30. Other

QUILTED WEARABLE

37. Jacket
38. Vest
39. Holiday

40. Other

**SMALL WALL HANGING –
Total perimeter of 160” or less**

7. Pieced
8. Applique
9. Pieced & Appliqué
10. Holiday
11. Fair Theme
12. Other

SMALL QUILT – Total perimeter of 180” or less

19. Pieced
20. Appliqué
21. Pieced & Appliqué
22. Holiday
23. Fair Theme
24. Other

LARGE QUILT – Total perimeter of 281” or more

31. Pieced
32. Appliqué
33. Pieced & Appliqué
34. Holiday
35. Fair Theme
36. Other

MISCELLANEOUS

41. Pillow
42. Heirloom Quilts
43. Art Quilt - must be original design and meant to be hung as a work of art
44. Preprinted panel or kit
45. Any Other Quilted Item, please specify

DIVISION 201 PROFESSIONAL QUILTERS

Entry Fees:(Per Entry).....\$1.00

CLASS:

1. Large Quilts – Total perimeter of 220 inches or more
2. Small Quilts – Total perimeter of 219 inches or less
3. Art Quilts - completely original design meant to be hung as a work of art
4. Wearable Art - Quilted Apparel
5. Any Other, please specify

Monterey Peninsula Quilters Guild
P.O. Box 1025
Pacific Grove, CA 93950
Do Not Forward
Address correction requested

General Meeting- Monday, July 6th, 6:30 p.m.
Pacific Grove Community Center, 515 Junipero Ave, Pacific Grove

Meetings are usually held the first Monday of each month at 7:15 p.m. **Please check the front page for any schedule or location changes.** Many members arrive at 6:30 p.m. for an informal social time.

Board Meetings Monthly meetings are held at 6:30 pm. The next Board meeting will be held on July 14th at 6:30 pm at St. John's Episcopal Church, 1490 Mark Thomas Dr. Monterey, CA.

Membership New members are always welcome. Initial dues are \$40.00. Renewals are \$35.00 due by August 31 of each year in order to be in the current directory. You are delinquent after September 30 and must pay \$40.00 to renew.

Guests are welcome at general meetings. A \$3.00 fee is charged for entry and participation.

Newsletter Articles for the newsletter are due by 8 p.m. on the 15th of the prior month. Please send all items directly in an email to me at janet.borchardt@sbcglobal.net

Advertisement Rates per Issue

\$5.00 Business Card \$10.00 1/4 page \$18.50 1/2 page \$30.00 full page