



General Meeting: Monday, March 3, 2008
6:30 Social hour, Meeting starts @ 7:15 pm
Pacific Grove Community Center 515 Junipero Ave, Pacific Grove

Rose Hughes: Great Color Without Fear

Rose describes herself as a California girl. Just one that grew up and was educated in warm, sunny Florida. It was in Florida that she studied art and design before visiting the Golden State in the early 1980s. During those early visits she knew she was hooked and soon made the move permanently.

While she had always loved textiles it wasn't until the early 1990's that quilting found her. She said after that first encounter it was only a matter of months before her darkroom came down and she made room for her sewing machine. Around 1996 she began to lecture and teach nationally, and exhibit her quilt works internationally. Today she continues to work as a fiber artist in her California studio.

“Inspiration for my quilt art is drawn from my love of the ever-changing hills that make up our landscape, and from the ravens that mirror and mock this region's



boisterous, and sometimes-crazy human residents. Watching ravens, I see how they live and weave their lives among us. Keeping an eye on us, laughing at us, they point to a layer of life that often goes unnoticed.”

In her work she uses the idea of layers to transform fabric. She begins by creating a layer of strong structural shapes that are important for their initial impact on the senses, and the suggestion they give of the landscape.

March Lecture- continued

“Like a raven, stealing and hoarding the ‘shiny objects’, I embellish the areas of the base quilt canvas. I use handspun yarns to create strong lines to highlight each shape, and I add whimsy, texture, and sparkle by using a variety of glass beads and magical, shiny found objects. These embellishments used in combination with hand painted, hand dyed fabrics, imported silks and selected textural layers bring each original piece to life.”

Upcoming Lectures:

April- Diane Gaudynski: Quilting Designs

May- Cindy Needham

Workshops: *(See page 6 for enrollment form)*

March 2 – Rose Hughes: Fast-Piece Appliqué

Sunday 10-4 MPC Family & Consumer Science Building

Fast, furious and fantastic! In just a day together you'll learn the secret of using machine piecing and appliqué in combination to simplify complicated curves and circles, and get the perfect results you crave in your quilts. But why limit ourselves? Let's also explore how to layer your work with a wide variety of colorful, unique and unusual embellishments – the kind that say YOU in your quilts, your unique signature pieces.

April- No workshop

May 4 - Cindy Needham - Open Thread Bar

Sunday 10-4 MPC Family Consumer Science Building

A One-of-a-Kind Workshop designed to fill a large void in the quilting community---thread education! The morning session will be spent learning about thread quality, weight, tensions, needles, working with decorative threads, and learning how to use different threads in design. The afternoon will be spent at Cindy's Open Thread Bar. Five cases of Superior Threads will be available for us to learn how to use all types of threads at different tension settings on our own machines. We can create a reference panel to use at home, or create a small whole cloth quilt with "thread play."

Upcoming Quilt Events

Ruth McDowell Quilts: February 10 – April 16, 2008

Reception for the artist: Sunday, March 30, 12 - 2 pm

Back Porch Fabrics and Quilt Gallery,
157 Grand Ave. at Central Ave., Pacific Grove
Mon.-Sat. 10-5, Sun. 12-4. 831-375-4453

Piecemakers Quilt Guild of Southern Alameda County
presents... Legacies of Love: Our Stories. May 3-4, 2008 at the Hayward
Centennial Hall. For more information contact: Corrine Moore
tsddr@sbcglobal.net

President's Letter

Dear Guild Members,

Spring is coming and the time is coming to spend more time out of doors. The cold wet winter is ending and spring is around the corner. We also have a quilt show that is in the final stages of planning. You have made your appointments to have your work previewed and are getting the quilts finished.

Groups are joined for many purposes. Maybe you are new to town and you want meet to new friends with like hobbies, and want to share those hobbies. Maybe you want to do volunteer work and need a purpose and something to volunteer for. Maybe you just want to sit at a meeting and learn something new. Here at the Monterey Peninsula Quilt Guild we can fulfill all of those purposes. Come and meet new quilters, come and help with the community projects making quilts for babies, or just come and listen.

What we ask of you is let us get to know you. Don't just sit at a meeting without saying Hi!. If you don't know someone and that person looks interesting, introduce yourself. Join our activities. Some of us only have a sliver of time to come to the monthly lectures. And that is understandable. But I urge you to consider the rewards of camaraderie and creativity that you will find in MPQG activities beyond the monthly lectures. There can be great pleasure in getting to know others while working on a project benefiting the Guild's activities.

So get out of doors, enjoy the great weather, come to a meeting, meet someone new, and volunteer to help in whatever capacity you can.

Roberta Brunet- President

Membership Pins

Congratulations to the following members on their 20, 15, and 10 year membership in the Guild. Please pick up your pins from Sharon Coniglio at the Quilt Events Table at the March 3 meeting.

20 Year: Adrienne Denk, Yo Matsuda, Maggie Wenzel

15 Year: Gail Abeloe, Cheryl Classen, Jim Shillinglaw

10 Year: Diane DiGirolamo, Claudia Gano, Regina Liske, Sally Mullnix

Sharon Coniglio, Vice President

Come Join The Fun—Open Quilt Show Positions

Preview Party—Building From The Ground Up

The Garage Sale approach for building the committee from the ground up appears to be working—we *just got a Garage Sale Chairperson!* So we are going to try the same approach with the Preview Party. Here are the jobs involved: (and I promise again that no one signing up will later be asked to be the chair—if we do not get a chair, then no party).

DRINKS (2 people): Obtain drinks and deliver to party.

FOOD: Using existing sign up sheet format, arrange for food donations. (May have to recreate form.)

SUPPLIES : Review supplies inventory in guild storage and obtain needed supplies (plates, napkins, etc.). A second person could obtain flowers and ice.

TICKETS AND PUBLICITY: Create tickets, place Preview Party info in Guild newsletter, sell tickets at Guild meetings. A second person could assist and also place publicity in local media.

Set Up Coordinator

The Set Up Coordinator assists and coordinates the quilt show committees involved in setting up the show: Transportation (delivering quilt show items from storage and then returning them), Quilt Reception & Return, Hanging & Dismantling, and Signs. We have committee chairs for *all* of these positions. With the new location there are new logistical issues to be figured out. I'm begging here—I am still struggling with a low thyroid condition that slows me down and I could really use the help!

Quilt Show Reports, Labels, Etc.

Using the Access database and the data already entered from the quilt show entry forms, a variety of reports and documents are produced, such as lists of quilts in various judging categories, program information, labels for each quilt, etc. ***Thanks! Marge Abel, Quilt Show Chair***

Volunteer Recruiting At The Quilt Show Preview Sessions

We have a Volunteer Coordinator! Jennifer Odell is a new member as of last July but she comes to us with experience from involvement in four different guilds. *Thank-you Jennifer!* Her work should make quilt show volunteering significantly easier for everyone. Jennifer and I will be at the quilt show preview sessions to sign up people to work at the quilt show and if you cannot be at the show, there are also jobs that can be done before the show.

A list of jobs will be given to you as you go into the quilt preview sessions. When you are done with the preview we will be asking what job you would like to do and sign you up for a minimum of four hours. By the way, the expectation that each person entering a quilt in the show will do a minimum level of work was standard operating procedure at all of Jennifer's prior guilds.

There will be standardized work shifts, flexibility for lunch time, and a calendar format form to keep track of your sign ups. The new larger Seaside location has a lot of advantages in showing off your quilts and helping out at the show is all part of the fun.

Thanks! Marge Abel, Quilt Show Chair

Garage Sale & Silent Auction

We have a Chairperson! Jane Garrettson will be coordinating this job. Thank-you Jane! But we need a really big committee to make this work. It turns out that Steve and Florence hauled in even more donations than I realized—how they did it all is beyond me. We will probably need about 14 people just for “store and deliver” if we are not going to overburden any one person. Feel free to sign up for one or multiple jobs (at the quilt preview sessions or by contacting Jane). Jane's email changed just as the directory came out: jane.garrettson@gmail.com

TRANSPORT: Transport donations made at the Guild meetings and also from a donor's home to a sorter. May also help move sorted items to storage people.

SORT: Pick out suitable items for the silent auction and group garage sale items in categories. *(Some of this may be done as a party—make it fun!)*

STORE & DELIVER: Help store the items until the quilt show and then deliver to the show. Need 14 people.

Garage Sale & Silent Auction-continued

DISTRIBUTE LEFTOVERS: Pick up quilt show leftovers and help distribute to charity shops, etc.

DONATIONS

We will be accepting donations at the APRIL and MAY Guild meetings. We will also be arranging deliveries to go directly to Garage Sale committee people. Contact Jane.

ANY ITEMS RELATED TO QUILTING, SEWING and CRAFTS, including:
—FABRIC: cotton, wool, and silk (no polyester please!) in good clean condition. It would be a *huge* help if you could pre-sort the fabric. Please use not-to-large bags to facilitate easy carrying. (The fabric will be sold loose, piece-by-piece and then priced by the pound.)
—QUILTS, BLOCKS, PREPARED BASKETS OF RELATED ITEMS (for the auction) PATTERNS, MAGAZINES, BOOKS, NOTIONS, etc.

Thanks! Marge Abel, Quilt Show Chair

Workshop Registration Form

Please sign me up for:

		<u>Members</u>	<u>Non-Members</u>
Mar. 2	Rose Hughes: Fast-Piece Appliqué	\$40.00	\$50.00
April	No workshop		
May 4	Cindy Needham (Also \$5 supplies fee)	\$40.00	\$50.00

Name: _____

Telephone: _____

Address: _____

Make your check payable to MPQG and send to Dee Davis, 1338 Lincoln Ave, Pacific Grove, CA, 93950. Questions? Email workshops@mpqg.org or call Dee @ 831-372-6454.

Please note: Places are secured in all workshops when payment is received. If you need to cancel, please give at least 7 days notice. No refunds will be made unless replacement can be found.

Membership Vote: March 3 meeting

The following changes to MPQG's Articles of Incorporation and ByLaws have been recommended so that MPQG can respond more effectively to challenges faced by every non-profit volunteer organization. The Board has passed the following three resolutions reflecting a new structure which now must be presented to the full membership for a vote at the March 3, 2008 Guild meeting. Background regarding these resolutions can be found in the Ad-hoc report presented to the Board during the January 2008 meeting. A copy of this report is available on the MPQG Members-only section of the website.

1. **Resolution 08-05:** Be it resolved that Article IV of the MPQG Articles of Incorporation be amended to read: *"The five Officers of this corporation shall be as follows: President, First Vice President, Second Vice President, Secretary, and Treasurer"* and that the Bylaws and Standing Rules be amended to reflect this change for the 2008-2009 nomination period.

2. **Resolution 08-06:** Be it resolved that Article IV of the By-Laws, Officers & Board of Directors be changed from Required Standing Committee Chairs to Required Standing Coordinators and that the current Standing Committee Chairs positions be abolished and the following coordinator positions be established with descriptions of duties: *Activities, Communication, Community Outreach, Fundraising, Membership, and Program* and that the Bylaws and Standing Rules be amended to reflect this change for the 2008-2009 nomination period.

3. **Resolution 08-07:** Be it resolved that Article V of the Bylaws Section 1 – Committees be changed from Required Standing Committees to

Supporting Committees/Positions and that the current Required Standing Committees and the Committee Chairs positions be established as appointed committees/positions. These Supporting Committees/Positions shall be identified by the Board of Directors and listed in the Standing Rules and that the Bylaws and Standing Rules be amended to reflect this change for the 2008-2009 nomination period.

**Your HomeTown
Sewing Center**
*The area's largest full
service sewing center*

Sewing Machines • Sergers
Fabric • Yarn • Notions
Classes • Software • Quilting,
Knitting & Embroidery Supplies

Guild Appreciation Day
3rd Tuesday of each month
20% Discount
on all but machines & software

Come visit our 9,000 sq ft store
215-H Reservation Rd, Marina
(831) 582-2595
www.hometownsewing.com

2008 Entry Form

Monterey Peninsula Quilters Guild Quilt Show June 14 & 15, 2008

Entries will be previewed prior to the Guild Meeting March 3rd, 5:30 pm to 6:30 pm and Saturday, March 15, 9 am to 3 pm at 2801 Highway 68 Ste D, Monterey. Call Colleen Johnson 831-372-7000 (day) 831 899-4810 (eve), for an appointment. Photos will be taken by the guild at your appointment. This entry must not have been displayed at a previous MPQG quilt show. **The deadline to return entry forms and pay judging fee is March 15, 2008.** The Quilt Show Committee will send a letter of acceptance and instructions once all of the entries have been processed.

Fill out a separate form for each entry.

Name: _____ MPQG Member: YES / NO

Mailing Address:

Street: _____ City: _____ Zip: _____

Phone: (H) _____ (W) _____ Email: _____

Title of Entry: _____

Maker: _____ Owner: _____

Quilted by: _____ Design Source (be specific): _____

_____ Date Made: _____

Story (any comments to visitors in 75 words or less). Please print clearly:

Is this entry to be judged? YES / NO If YES, complete Judging Form.

Is this entry for sale? YES / NO If YES, enter price \$\$ _____

Is this entry a Challenge Quilt? YES / NO 2007 _____ 2008 _____

Is this entry wearable art? YES / NO

Quilt Size (in inches): Height _____ Width _____

Color of Quilt Back: _____

Is this entry a large bed size (perimeter over 220"), traditional, hand-quilted quilt?
YES / NO

Note: Although every protection is taken to safeguard your entry, MPQG does not provide property insurance. Please make sure your entry is covered under your homeowner's insurance.

2008 Opportunity Quilt

Tickets are still available. If you need more please call or email Cheryl Smith 484.8010 or dacherpwd@gmail.com. Tickets are also available at The Hometown Sewing Center in Marina, Back Porch Fabrics and The Handmaden in Pacific Grove. A special thank you to all of the members that have returned their checks and stubs to me. **Cheryl Smith**

Door Prize

Thank you to Dale Agron for her February "Sweet Treats" and "Rag Heart" themed baskets. They were stocked with fun Valentine items as well as fabric fat qtrs., candy and lovely embroidery set. Our lucky winners were Janet Borchardt and Rita Jacques.

Congrats and Happy Birthday to Florence Lee our February Flower of the month winner! Fabric is donated monthly by Your Hometown Sewing Center. Thank you to all who support the Door Prize drawing - your donations for the past six months: \$1036.00. We couldn't do it without you!
Gail Hoff & Mindy Leliaert

New Library Books

Dear Jane by Brenda Manges Papadakis 1996
Dear Hannah by Brenda Manges Papadakis 2003
The Diary of Mattie Spenser by Sandra Dallas 1997
Basting and Quilting in an Old Fashioned Frame DVD
by Joe Cunningham 2006

George Hayhoe-Librarian

Directory Updates

Directory updates will be available at the next General Meeting for your use. It will list all the members who failed to get in the Directory. Please come and pick up an addendum at the Membership table."

**Chris Raarup -Membership
Chair**

Back Porch Fabrics

***Stop by on the
3rd Saturday of each month
at 10:30 or 2:00 for a
Free Quilt Demo***

157 Grand Ave. at Central
Pacific Grove, California
831-375-4453

Check new class schedules on
Our website:
<http://www.backporchfabrics.com>

Preview # _____ Category Code: _____ Fee Paid: Cash / Check

MPQG Judging Application 2008

Name: _____ Signature _____ Tel. _____

Title of Entry: _____

Information: Helen Egerton 831 649-1680 or email: egerton@pacbell.net:

Entry Requirements:

- Maker of entry must be a member of the MPQG as of December 31, 2007
- Each member may enter a total of 3 items to be judged.
- Entries made from a kit (pattern and fabric packaged together) cannot be judged.
- All entries must have been completed within the past two years.
- Quilt entries must be hand or machine quilted.
- Entry must not have been displayed in a MPQG Quilt Show in the past.
- Entry fee of \$5.00 per quilt must be paid in advance.

Please List Specific Design Source:

Original _____ Book/Pattern _____

Class/Workshop _____ Other _____

Please Check One Category Only:

Large Quilts – Total perimeter: 220 inches OR MORE

1. _____ Traditional (pieced or appliquéd) hand quilted
2. _____ Traditional (pieced or appliquéd) machine quilted
3. _____ Mixed Techniques (e.g. appliquéd and pieced or both hand and machine quilted)
4. _____ “*Top by One, Quilted by Another*” (**note:** name of quilter must be on entry form)
5. _____ Group Quilt (more than two quilters)

Small Quilts – Total perimeter: 219 inches OR LESS

6. _____ Traditional (pieced or appliquéd) hand quilted
7. _____ Traditional (pieced or appliquéd) machine quilted
8. _____ Mixed Techniques (e.g. appliquéd and pieced or both hand and machine quilted)
9. _____ “*Top by One, Quilted by Another*” (**note:** name of quilter must be on entry form)
10. _____ Group Quilt (more than two quilters)

Innovative Quilts

11. _____ (See **Notes** for complete definition)

Art Quilts – Completely original design meant to be hung as a work of art

12. _____ Small – Total perimeter 159 inches or less
13. _____ Large – Total perimeter 160 inches or more

Wearable Art

14. _____ please describe type of garment: _____

Notes: Traditional: Based on a traditional design **Innovative:** Adapted from a traditional design but must be significantly altered by innovative use of design, fabric, color, etc. **Ribbons:** Ribbons **may** be awarded at the discretion of the judges.

Honorable Mention-awarded by the discretion of the judges.

Best of Show- 1 ribbon

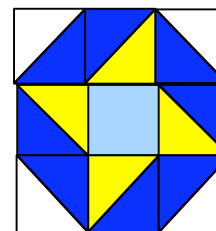
Judges Choice- 1 ribbon per judge Ruth King Memorial Award

Block of the Month – April, 2008

RIBBON STAR: Friendship Star variation III

This variation of a Friendship Star requires different fabrics. For our April Block of the month, let's use the following and **cut**:

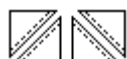
- Light blue print: One 4-1/2" x 4-1/2" square
- White solid or tone on tone print: One 4-7/8" x 9-3/4" rectangle
- Bright yellow solid or print: One 4-7/8" x 9-3/4" rectangle
- Medium blue solid or print: Two 4-7/8" x 9-3/4" rectangles



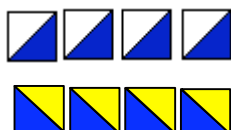
1) Place together the white and one medium blue 4-7/8" x 9-3/4" rectangle with right sides together, lightest of the two fabrics on top. Lightly draw a straight line 4-7/8" from the short edge dividing the rectangle in half and forming two squares. Then draw two diagonal lines through the center of the two squares as shown.



2) Still holding the two rectangles together, sew a line 1/4" away from the diagonal line on both sides.



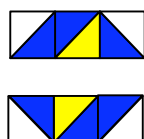
3) Cut the rectangles apart on the drawn lines creating four half square triangle components. Press the seams to the darker fabric. The finished units should measure 4-1/2" square.



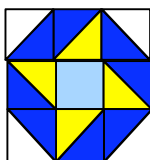
4) Repeat this step using the yellow rectangle with the second medium blue rectangle. Again, each unit should measure 4-1/2" square.



5) Piece two of the yellow-and-blue half square triangle components with the 4-1/2" light blue square as shown to create the center row unit of the Block. Press the seams in toward the center square.



6) Create the upper and lower Block rows by piecing together one of the blue-and-yellow half square triangle squares with two of the 4-1/2" blue-and-white half square triangle squares as shown. Press the seams out toward the background squares.



7) Piece the three Block rows together as shown to create the finished Block. Press the seams toward the outside edge of the Block. The finished Block should measure 12-1/2" inches square which includes a 1/4" seam allowance on all sides.

Don't forget – practice makes perfect! Make one for the BOM drawing, and one to keep for your very own sampler Star quilt!