



General Meeting: Monday, December 8th

Holiday Party begins at 6:30 p.m., Board Members arrive at 6:00 for set up.
Pacific Grove Community Center, 515 Junipero Ave, Pacific Grove

FUTURE LECTURES

Dec. 8 Holiday party

Jan.5
Mike McNamara
*Humor,
Meaning, & Metaphors in
Quilt-Making*

Feb. 2
Jody Orht, *Judging*

Mar. 4
Sylvia Einstein
*Celebrating with
Needle & Thread*

FUTURE WORKSHOPS

Sat. Feb 28
Sylvia Einstein
Little Towns

Sun. May 3
Colleen Granger
Carpenter's Square

MPQG Holiday Party Dec. 8, 2008
Party Time: 6:30 p.m.
515 Junipero Ave. Pacific Grove

- Bring your holiday spirits and be ready for an evening of sharing friendships and fun.
- Please bring finger foods for refreshments and recipes if available.
- Bring funds to purchase a ticket for a chance to win a basket. Tickets may be purchased for \$1.00 per ticket or 6 tickets for \$5.00. Members may win more than one basket.
- There will be a silent auction for a Christmas quilt top and a Christmas appliqué kit.



Holiday Raffle Baskets Donors

Thanks to those bringing raffle baskets to the party. Please include the names of the donors and a list of the items in the basket. Bring them by 6:15pm. If you have any questions please contact Sharon Coniglio (624-3429 or Sharon.coniglio@comcast.net)

Christmas Stockings

Thanks to those who volunteered to bring Christmas stockings for decorations. However, there is no way that they can be displayed as planned. So one less thing for you to remember for the party.

Hospitality News

Kudos to those who brought such wonderful goodies to make the Hospitality table look and taste wonderful. Those great gals are, Dale Agron, Stacy Bunn, Suzy Campbell, June Cornell, Sally Dykerhoff, Amanda Humphries, Jeanne Krener, Paulette Logue, Norma Petersen, and Patty Stuart. Our speaker, Jan Krentz, remarked how lovely it looked. My 'team' of Sherrill Ash, Bev Schiavoni and Pat Shapley are the greatest helpers on the planet!

Next month, December, everybody brings the treats.

Thanks,
Claudia Saunders, Chair

Community Liaison news

Please bring all of your finished Neo-Natal or Dialysis quilts to the December meeting. We will be distributing them to our contacts that night. Some of the Dialysis sized quilts are being targeted for Casa, the advocacy group for abused children. Thanks for your help, I know this is a year long effort, but it is nice to finish the year by handing out a bunch at our party.

Thanks,
Sally Deykerhoff, Community Liason



2009 CHALLENGE QUILTS

Just an FYI.... challenge packets will be available for sale at our January, 2009 meeting. Maybe Santa could leave \$10 in your stocking so that you may participate in the challenge for 2009. All other details will be revealed in January.

Colleen Johnson, Challenge Committee

Membership

At the December party, we will again ask that you sign an attendance sheet. At the November meeting, we had a total of 88 members who signed in. The attendance sheets will be on a table near the entrance. Also we will have "paper stockings" for everyone and we ask that you write your name on the stocking as they will be used as part of our Christmas decorations. As a reminder, don't forget to wear your name tags to be eligible for a raffle for the December mystery gift. Membership cards will also be available for those of you who did not pick up a card at last month's meeting.

Thanks,
Florence & Steve

Door Prize Report

Our lucky Birthday winner in November was Genie Santini. Congrats to her and thank you to Your Hometown Sewing for the donation of Dear Jane Panel and fat quarters.

We had two wonderful donations this November. The first from Dorothy Abeloe, a "Quilter's Delight" sewing basket filled to the brim with 3 yds. Cherrywood dyed fabric and T-shirt, 11 fat qtrs., a Serenity Quilt Kit and chocolate bar. The second donation from Diane Eggleston included "Tossed Salad" fabrics and panel.

Thank you ladies for your generous donations. Our lucky winners were Donna Shaffer and Cindy Brown. We look forward to seeing you on December 8 at the Holiday Party.

Thank you for all your support!
Gail Hoff and Mindy Leliaert

MPC Quilting Class

Monterey Peninsula College will be offering the following course this spring which will focus on quilting projects.

Fashion 126 Specialized Sewing Options

Section #: 4517

Time: Tuesdays 1-4pm

Instructor: Aschenbrenne

Dates: February. 03- April 28.

Place: Family and Consumer Science Building (FC 106)

Registration for the class begins on November 24. If you were not an MPC student for Fall, 2008 you will need to apply for Spring classes. Go to www.mpc.edu for admission and registration information.

Contact Sharon Coniglio for additional information.

(sharon.coniglio@comcast.net or 624-3429)

Kaffe Fassett

Friday, January 2, 2009

Book Signing 2-3 pm

Back Porch Fabrics
157 Grand Ave. Pacific Grove
831-375-4453

Lecture at 7:00 pm

Robert Down School
485 Pine Ave. Pacific Grove
Advance tickets \$15

For sale just in time for Christmas

LauraStar Magic S4 high quality ironing system, new (used only once), in mint condition, asking \$950 paid over \$1300 last year. Bonus DVD included.

View at www.laurastar.com

Call Noel Sheets 831-424-0476 or
320-8439


*Your Home Town
Sewing Center* 

We've Moved – Just around the corner, next to the Laundramat
215-L Reservation Rd, Marina, CA 93933

Pfaff & Bernina machines, Service/repair all brands, Software, Classes, Fabric, Notions, Yarn & knitting supplies, Books & patterns, and much, much more.

(831) 582-2595 - www.hometownsewing.com





Two Women - Four Views

Appliques & Watercolors
by Wilda Northrop

Quilts & Photographs
by Jeanie Anton
Until December 3

Back Porch Fabrics Gallery,
157 Grand Ave., Pacific Grove, CA 93950 Ph. 831-375-
4453, Mon-Sat 10-5; Sun 12-4

COLORS OF CHANGE

November 12 through December 31, 2008-
an exhibit of quilted creations in batiks and silk by Regina Liske
will be at
the UU Church of the Monterey Peninsula in Carmel, California,
409 Aguajito Road.
Hours: Mon-Fri 9 - 1 pm and 2 - 5 pm, Sundays 9-30 - 1 pm.
For information call (831) 624-7404 or Regina at (831) 333-
9302.

Coats of Many Colors

Garments by Norma Petersen
December 7th thru February 5, 2009
Reception for the artist: Dec. 7th, 1-3 p.m. Back Porch Fabrics
Gallery,
157 Grand Ave., Pacific Grove, CA 93950 Ph. 831-375-
4453, Mon-Sat 10-5; Sun 12-4

Workshop Registration Form

Please sign me up for:

	<u>Members</u>	<u>Non- Members</u>	*
No December or January workshop			
Feb 28 Sylvia Einstein Little Towns	\$ 40.00	\$50.00	
May 3 Colleen Granger Carpenter's Square	\$ 40.00	\$50.00	

Name: _____

Telephone: _____

Address: _____

Email: _____

Make your check payable to MPQG and send to Carole Olsen, One Via Campana, Monterey, 93940. Questions?

Email workshops@mpqg.org or call Carole @ 831-372-9289.

Please note: Places are secured in all workshops when payment is received. If you need to cancel, please give at least 7 days notice. No refunds will be made unless replacement can be found.

Dear Members of the Monterey Peninsula Quilt Guild
 Happy Holidays to one and all.

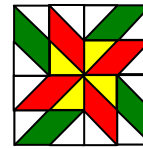
This year has been quite a year both here and around the country. The nation has elected a new president and there is hope that he will help get us out of the economic funk that we are all in. The bright news is that gas prices are down. I even saw it at \$1.99 per gallon in Salinas. Who thought that gas prices would ever be below \$3.00 again? There is new hope.

I think to carry on, we all need to go out and use our stashes, join new groups, make new friends and save money however we can. As my 87 year old mother keeps saying, do you think sewing will make a comeback? My hope is that it will. When times get tough we resort to the basics. Make something instead of going out to buy it. Or go to second hand stores and remake something that is there. When people come looking for buttons sometimes I send them to the second hand stores to buy old shirts. In the depression of the thirties, women even used flour sacks to sew with and used old clothing in their quilts. .
 So my challenge to you all, meet a new friend, join a new group, and make something useful that you might have bought new with old or recycled fabric All the best, Roberta Brunet, President

Friendship Star, Variation 5

MPQG Block of the Month

January, 2009



This variation of a Friendship Star uses four different fabrics. As there are several bias seams, it's a good idea to lightly spray-starch your fabric before cutting it, to aid stability. Make sure to use 1/4" seams, including the actual thread in the measurement, so as to help your block be 12-1/2" square when it's completed.

CUT:

Red: four 3-1/2" x 6-1/2" rectangles

Yellow: four 3-1/2" squares

Green: four 3-1/2" x 6-1/2" rectangles

White: twelve 3-1/2" squares



1) Lightly mark a line on the diagonal of the wrong side of the four 3-1/2" yellow squares and the twelve 3-1/2" white squares.



2) Place one of the 3-1/2" yellow squares on top of one of the 3-1/2" x 6-1/2" red rectangles, right sides together, with the marked diagonal line as shown. Sew on the diagonal line. Repeat with the three remaining red rectangles.




3) Trim the fabric 1/4" away from the sewn line as shown. Press the seam toward the yellow side.



4) Using the units created in Step 3, place one of the 3-1/2" white squares with the marked diagonal line positioned as shown, on top of the unit, right sides together. Sew on the marked line. Repeat with the three remaining units from Step 3.



5) Trim the fabric 1/4" away from the sewn line as shown. Press the seam toward the white side. The completed rectangle should measure 3-1/2" x 6-1/2". Make four of these units.



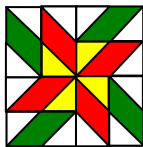
6) Repeat steps 1-5 to make four units as shown, using one green 3-1/2" x 6-1/2" rectangle and two white squares to make each one. Press the seams toward the white sides. The completed rectangles should each measure 3-1/2" x 6-1/2".



7) Take one of the units completed in Step 5 and one of the units completed in Step 6 and piece together as shown. Press the seam allowance toward the rectangle which contains red. Repeat with the remaining units. The four completed units should each measure 6-1/2" square.



8) Piece two of the squares completed in Step 7 together as shown. Repeat with the remaining two squares. Press the seam allowance to either side, just remaining consistent. The completed units should each measure 6-1/2" x 12-1/2" inches.



9) Piece together the two units completed in Step 11 as shown to completed the block. Press the seam allowance to either side. The completed block should measure 12-1/2" square.

**Monterey Peninsula Quilters Guild
P.O. Box 1025
Pacific Grove, CA 93950**

**Do Not Forward
Return Service Requested**

**General Meeting- Monday, December 8th, 6:30 p.m.
Pacific Grove Community Center, 515 Junipero Ave, Pacific Grove**

Meetings are usually held the first Monday of each month at 7:15 p.m. **Please check the front page for any schedule or location changes.** Many members arrive at 6:30 p.m. for an informal social time.

Board Meetings Monthly meetings are held at 6:30 pm. The next Board meeting will be held **on Jan. 13th** at 6:30 pm at St. John's Episcopal Church, 1490 Mark Thomas Dr. Monterey, CA.

Membership New members are always welcome. Initial dues are \$40.00. Renewals are \$35.00 due by August 31 of each year in order to be in the current directory. You are delinquent after September 30 and must pay \$40.00 to renew.

Guests Guests are welcome at general meetings. A \$3.00 fee is charged for entry and participation.

Newsletter Articles for the newsletter are due by 8 p.m. on the 15th of the prior month. Please send all items directly in an email to me at janet.borchardt@sbcglobal.net

Advertisement Rates per Issue

\$5.00 Business Card \$10.00 1/4 page \$18.50 1/2 page \$30.00 full page