


Block is really April 2007 Block of the Month

BLOCK OF THE MONTH - MARCH

SWITCH-SWATCH, by Penny J. Roberts

Pattern used by permission.

"Change is the only constant."



Fabric: A - a 30's reproduction fabric

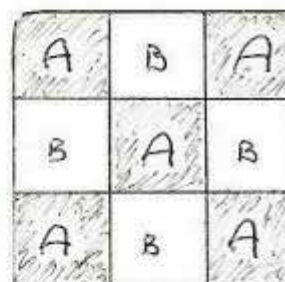
B - white, white on white, or with small sparse motif.

Part I

Cut - Fabric A - five (5) squares 4-½" by 4-½"

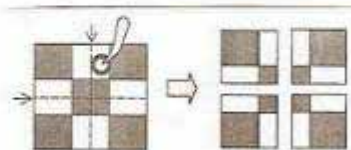
Fabric B - four (4) squares 4-½" by 4-½"

Assemble one nine-patch block using the fabric A squares at the center and corners.

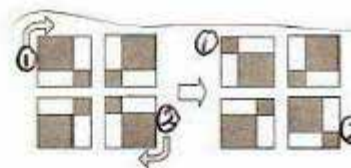


Part II

Cut the nine-patch block in half, twice, once vertically and once horizontally. (Cuts should be 2" from edges of center square.)




Rotate squares 1 & 2 one half turn, so that outside corners are at the center.



Assemble squares.

Example of finished quilt ⇨



Questions? Clarification?

Call Ann-Lining Smith+ 831/662-1804