

MONTEREY PENINSULA QUILTER'S GUILD

BLOCK OF THE MONTH

March, 2006

So.... March is the month of St. Patrick's day, so I thought I'd amend the block known as "Road to California" by just coloring it green and calling it "Leprechaun Steps". This is a fairly simple nine patch block. Each patch is 4-1/2" unfinished and the completed block will be 12" square finished, 12-1/2" square unfinished.

In honor of St. Patrick's day, use a dark green and a light green. You will need the same amount of fabric cut to the same dimensions of each color.

From each color cut:

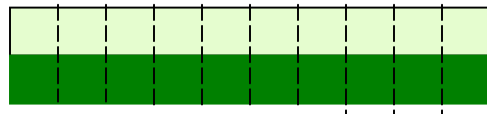

One 2-1/2" x 25" strip or (if using fat quarters) two 2-1/2" x 14" strips

One 4-7/8" x 9-3/4" strip

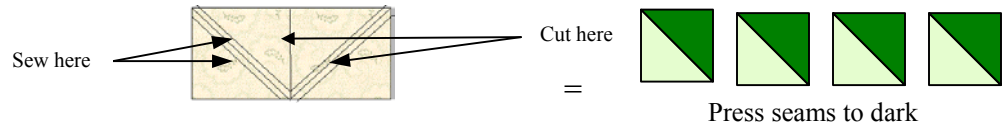
Sewing:

Pair up light & dark strips. Stack each of the 2-1/2" x 15" strips right sides together & sew along one long side. Open & press seam to dark. Cut at 2-1/2" intervals.

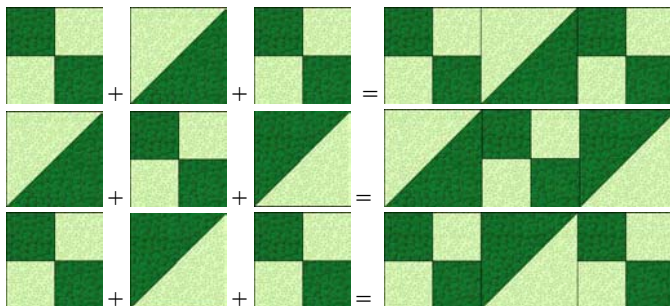
Sew these into 4-patches (make 5):




For the half-squares, stack the light & dark 4-7/8" x 9-3/4" pieces, right sides together. Lightly mark the 4-7/8" midline and then mark the diagonals as shown. Sew 1/4" on each side of the diagonal lines. Then cut on drawn lines.



Now, piece into rows (watch the orientation of the sections – they should match the picture below):



Finally, sew the rows together and you have this month's block. Congratulations!



This block is for the March 1st meeting. The Heart is our block for our February 6th meeting.

To view this block in color and previous Blocks of the Month, go to www.mpqg.org and click on Block of the Month.

Questions? Call Teri at 375-3611.